

NOTES

GENERAL NOTES:

1. VERIFY ALL T.O.S. AND TFF ELEVATIONS WITH ARCHITECTURAL AND STRUCTURAL DRAWINGS
2. FOR ROOFING SYSTEMS, SEE ARCHITECTURAL DRAWINGS
3. FOR THE STRUCTURE OF ALL GARDEN WALLS, SEE ARCHITECTURAL AND STRUCTURAL DETAILS
4. FOR ALL CONCRETE AND CMU FOOTINGS, SEE ARCHITECTURAL AND STRUCTURAL DETAILS
5. UNDER DRAIN LINE FROM PLANTER DRAIN AT PLANTERS SHALL BE SLOPED AT MIN. 0.5% AND DAYLIGHTED TO RIVER ROCK PAVING AREA OR CONNECT TO ROOF DRAIN. CONTRACTOR SHALL AVOID CONFLICT BETWEEN UNDER DRAIN LINE AND PLANTING ROOT SYSTEM.

MATERIAL NOTES:

1. SEE ARCHITECTURE DETAILS AND SPECIFICATION DIVISION 07 FOR WATERPROOFING REQUIREMENTS.
2. CONTRACTOR SHALL COMPLY WITH ALL APPLICABLE CODES, REGULATIONS, GUIDELINES, AND STANDARDS. ANY DISCREPANCIES WITH DRAWINGS OR SPECIFICATIONS SHALL BE BROUGHT TO THE ATTENTION OF THE LANDSCAPE ARCHITECT.
3. CONTRACTOR SHALL VERIFY ALL CONDITIONS IN THE FIELD AND REPORT ANY DISCREPANCIES TO THE LANDSCAPE ARCHITECT.
4. CONTRACTOR SHALL LOCATE AND VERIFY ALL EXISTING & ADJACENT UTILITIES, FACILITIES, AND STRUCTURES PRIOR TO CONSTRUCTION AND SHALL REPORT ANY CONFLICTS TO THE LANDSCAPE ARCHITECT AND CIVIL ENGINEER. CONTRACTOR SHALL TAKE SOLE RESPONSIBILITY FOR ANY INCURRED DAMAGE TO SAID FEATURES. CONTRACTOR SHALL RESTORE DISTURBED AREAS TO THEIR ORIGINAL CONDITIONS OR BETTER UNLESS OTHERWISE NOTED.
5. CONTRACTOR IS RESPONSIBLE FOR BECOMING FAMILIAR WITH ALL PLANS FOR UTILITY AND ARCHITECTURAL IMPROVEMENTS.
6. REFER TO CIVIL DRAWINGS FOR GRADING DESIGN OF ROADWAY, CURB, BIORETENTION, AND ALL UTILITIES. SEE CIVIL DRAWINGS FOR ADJUSTMENTS AND REMOVAL OF ANY EXISTING UTILITIES OR STRUCTURES.
7. SOME CONSTRUCTION OCCURS OVER STRUCTURE. SEE ARCH. DRAWINGS.
8. THE CONTRACTOR SHALL BE RESPONSIBLE FOR COMPLETING WORK CALLED FOR ON THE DRAWINGS WHETHER OR NOT EACH WORK ELEMENT IS NOTED IN THE LEGENDS.
9. FOR EXPANSION JOINT LAYOUT, SEE LAYOUT PLAN.
10. ALL ADA RAMPS AND CROSSWALKS SHALL CONFORM TO THE LATEST ADAAG STANDARDS AND GUIDELINES.
11. SIDEWALK PAVING TO EXTEND TO BUILDING FACE. SEE ARCHITECTURAL DRAWINGS.

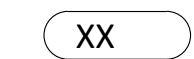
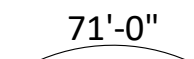

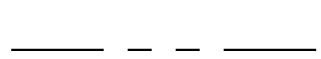


LAYOUT NOTES:

1. LAYOUT LINES SHALL BE PARALLEL AND PERPENDICULAR TO EACH OTHER AND TO BUILDINGS UNLESS OTHERWISE INDICATED IN DRAWINGS.
2. THE CONTRACTOR SHALL BE RESPONSIBLE FOR COMPLETING WORK CALLED FOR ON DRAWINGS AND IN SPECIFICATIONS WHETHER OR NOT EACH WORK ELEMENT IS NOTED.
3. CONTRACTOR SHALL VERIFY ALL CONDITIONS IN THE FIELD AND REPORT ANY DISCREPANCIES TO LANDSCAPE ARCHITECT.
4. LAYOUT SHALL BE OFF FROM POINT OF BEGINNING AT EACH AREA.
5. PAVERS SHALL BE LAID IN RUNNING BOND PATTERN UNLESS OTHERWISE DIMENSIONED.
6. ALL PAVER JOINTS SHALL BE ALIGNED UNLESS OTHERWISE DIMENSIONED.
7. METAL EDGING AND PAVERS SHOULD BE INSTALLED SIMULTANEOUSLY IN THE SAME PHASE.
9. DIMENSION PRECISION IS $\frac{1}{8}$ ".

PAVING NOTES:

1. PAVING SHALL BE LAID OUT WITH STAGGERED AND EQUAL DIMENSION JOINTS.
2. NO PAVING GAP SHALL BE GREATER THAN 1/4" WIDE. IF A WIDER GAP EXISTS, UTILIZE A PAVING SPACER NO GREATER THAN 1" WIDE. FOR A GAP GREATER THAN 1" WIDE, UTILIZE AN OVERSIZED, SCORED PAVER, CUT TO THE NECESSARY DIMENSION.
3. USE STANDARD SIZE PAVERS WHEREVER POSSIBLE. i.e. 12"x18", 12"x24", 12"x36" ETC. DO NOT CUT PAVERS TO STANDARD SIZE PAVERS.
4. USE OVERSIZED PAVERS TO AVOID SEGMENTS 6" OR UNDER.
5. DIMENSION PRECISION IS 1/4".

LEGEND

	MATERIAL DESIGNATION, SEE STE-L-110 MATERIALS SCHEDULE	BW	BOTTOM OF WALL	
		HP	HIGH POINT	
X	EXISTING SPOT ELEVATION	LP	LOW POINT	
	71'-0" GRADING CONTOUR	FFE	FINISHED FLOOR ELEVATION	
	+ 84'-0" PROPOSED SPOT ELEVATION	TOS	TOP OF SLAB	
TC	TOP OF CURB	PROPERTY LINE		
BC	BOTTOM OF CURB	LIMIT OF DISTURBANCE		
TS	TOP OF STAIRS	MATCH LINE		
BS	BOTTOM OF STAIRS			
TW	TOP OF WALL	POB	LAYOUT POINT OF BEGINNING	

PLANTING NOTES:

1. CONTRACTOR SHALL LOCATE AND VERIFY ALL EXISTING CONDITIONS PRIOR TO CONSTRUCTION AND SHALL REPORT ANY DISCREPANCIES AND CONFLICTS. CONTRACTOR SHALL TAKE SOLE RESPONSIBILITY FOR ANY INCURRED DAMAGE TO SAID FEATURES. CONTRACTOR SHALL RESTORE DISTURBED AREAS TO THEIR ORIGINAL CONDITION OR BETTER UNLESS OTHERWISE NOTED.
2. CONTRACTOR IS RESPONSIBLE FOR BECOMING FAMILIAR WITH ALL DOCUMENTS FOR UTILITY AND ARCHITECTURAL IMPROVEMENTS.
3. DECIDUOUS TREES SHALL ONLY BE PLANTED BETWEEN OCTOBER 15 AND MAY 1 AS PER THE SPRING AND FALL PLANTING SEASON DATES.
4. PEAT MOSS IS NOT ALLOWED FOR USE AS A SOIL AMENDMENT.
5. PLANTINGS SHALL MEET MINIMUM HEIGHT STANDARDS, HAVE A SHALLOW ROOT SYSTEM AND BE PLANTED AT MINIMUM 2 FT. FROM THE ROOT FLARE (CROWN) OF THE STREET TREE.
6. FINISH OFF 2 FT. CLEAR ZONE AROUND TREES WITH A 2-3" LAYER OF MULCH, BUT DO NOT PLACE UP AGAINST OR MOUND AROUND THE ROOT FLARE.
7. ALL PLANT MATERIAL SHALL CONFORM TO THE LATEST EDITION OF "AMERICAN STANDARDS FOR NURSERY STOCK" BY THE AMERICAN NURSERY AND LANDSCAPE ASSOCIATION (ANLA).
8. CONTRACTOR TO PROVIDE PLANT COUNTS.
9. CONTRACTOR SHOULD TRAIN ALL VINES TO ATTACH TO SCREEN/WALL
10. THE CONTRACTOR SHALL SUPPLY ALL NEW PLANT MATERIAL IN QUANTITIES SUFFICIENT TO COMPLETE THE PLANTING SHOWN ON THE DRAWINGS.
11. TREES TO BE SELECTED IN THE NURSERY BY LANDSCAPE ARCHITECT.
12. SUBSTITUTIONS IN PLANTS AND MATERIALS ARE NOT PERMITTED WITHOUT PRIOR WRITTEN APPROVAL BY LANDSCAPE ARCHITECT.
13. FINAL LOCATION OF PLANT MATERIAL SHALL BE SUBJECT TO THE APPROVAL BY LANDSCAPE ARCHITECT. CONTRACTOR SHALL STAKE LOCATION OF ALL PROPOSED PLANTING FOR APPROVAL, PRIOR TO THE COMMENCEMENT OF PLANTING.

SOIL NOTES:

1. INSTALL SOIL PER SPECIFICATIONS AND DETAILS.
2. SEE MATERIAL PLAN, GRADING PLAN, SECTIONS AND DETAILS FOR FURTHER INFORMATION.
3. CONSTRUCTION SEQUENCE: CONTRACTOR SHALL PROTECT ALL SOIL AND PLANTS FROM OTHER CONSTRUCTION ACTIVITY. ALL SOIL AND PLANTING SHALL BE INSTALLED AFTER SUBSTANTIAL COMPLETION OF HARDSCAPE, UTILITY, AND OTHER WORK UNLESS APPROVED BY LANDSCAPE ARCHITECT.
4. SOIL AND AGGREGATE SHALL BE INSTALLED AT THE DEPTH SPECIFIED. WHERE LIGHTWEIGHT FILL IS NEEDED TO MEET FINISH GRADE, SEE DETAILS AND PLANS.

LIGHTING NOTES:

1. SEE LIGHTING FIXTURE SCHEDULE FOR LIGHT FIXTURE DETAILS
2. SEE ARCHITECTURE DRAWINGS FOR LIGHTING AT BUILDING

LANDSCAPE SHEET LIST:

SHEET #	SHEET TITLE
L001	GENERAL NOTES
L002	ILLUSTRATIVE LANDSCAPE PLAN
L003	TREE PROTECTION PLAN
L100	OVERALL SITE PLAN
L101	STREETSCAPE MATERIAL PLAN
L102	BLOCK B CENTRAL COURTYARD MATERIAL PLAN
L103	BLOCK B NORTH COURTYARD MATERIAL PLAN
L104	BLOCK A COURTYARD MATERIAL PLAN
L201	STREETSCAPE LAYOUT PLAN
L501	STREETSCAPE PLANTING PLAN
L502	BLOCK B CENTRAL COURTYARD PLANTING PLAN
L503	BLOCK B NORTH COURTYARD PLANTING PLAN
L504	BLOCK A COURTYARD PLANTING PLAN
L510	PLANT SCHEDULE
L511	STREETSCAPE PLANTING AND LIGHTING PHOTOS
L701	STREETSCAPE LIGHTING PLAN
L702	BLOCK B CENTRAL COURTYARD LIGHTING PLAN
L703	BLOCK B NORTH COURTYARD LIGHTING PLAN
L704	BLOCK A COURTYARD LIGHTING PLAN
L710	LIGHTING DETAILS
L711	STREETSCAPE PHOTOMETRICS
L712	BLOCK B CENTRAL COURTYARD PHOTOMETRICS
L713	BLOCK B NORTH COURTYARD PHOTOMETRICS
L714	BLOCK A COURTYARD PHOTOMETRICS
L800	STREETSCAPE SECTIONS
L900	DETAILS
L901	DETAILS



PROJECT TITLE


100 CLINTON AVENUE
STAMFORD, CT 06901

PROJECT NUMBER

FDP RESUBMISSION	2/6/2023
100% DD SUBMISSION	12/05/2022
50% DD SUBMISSION	10/24/2022
FDP SUBMISSION	9/28/2022
ISSUED FOR	DATE

GENERAL NOTES

DRAWING TITLE



SCALE: AS NOTED

DATE:

DRAWN BY: DJL/B

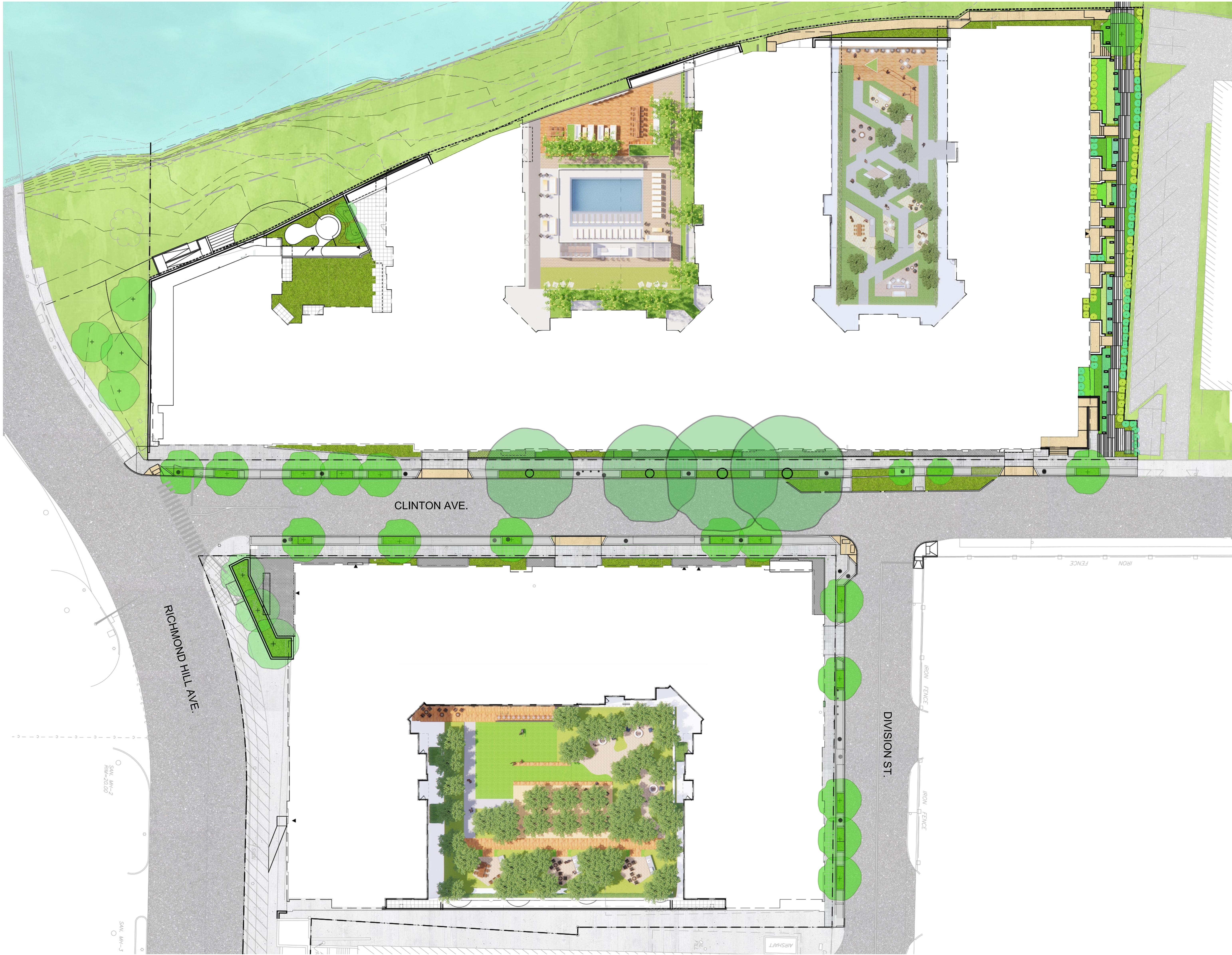
CHECKED BY: BS

DRAWING NUMBER

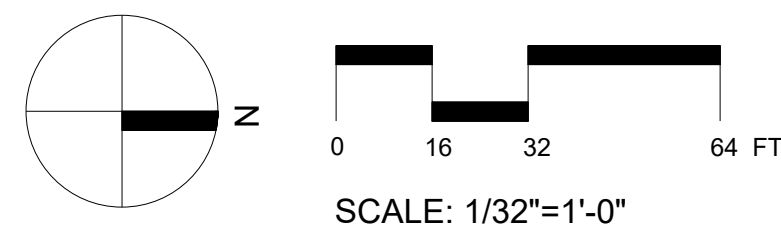
L001

SHEET

OF



1 OVERALL SITE PLAN
1/32"=1'-0"



PROJECT TITLE


100 CLINTON AVENUE
STAMFORD, CT 06901

PROJECT NUMBER

FDP RESUBMISSION	2/6/2023
100% DD SUBMISSION	12/05/2022
50% DD SUBMISSION	10/24/2022
FDP SUBMISSION	9/28/2022
ISSUED FOR	DATE

**ILLUSTRATIVE
LANDSCAPE PLAN**

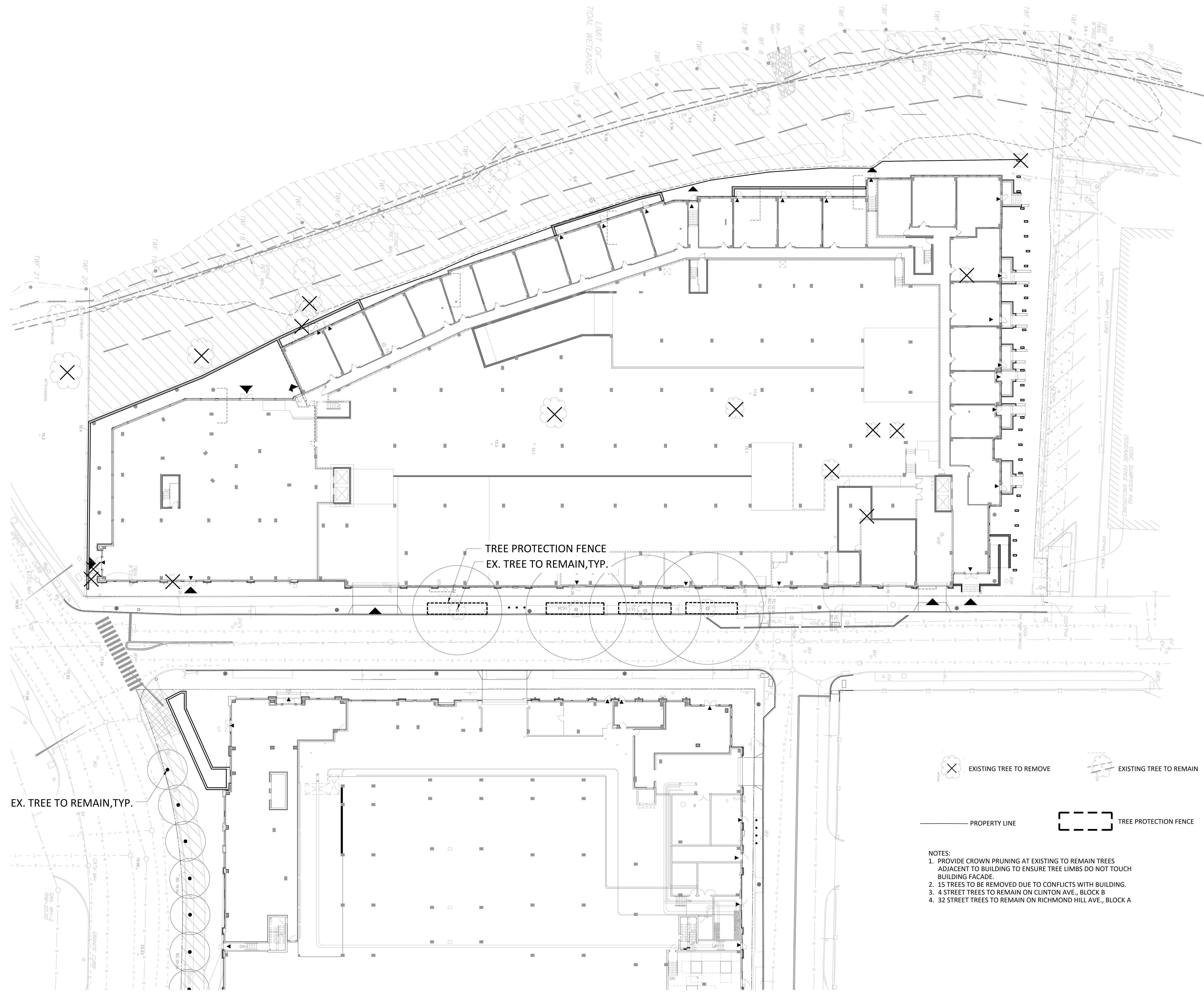
DRAWING TITLE



SCALE: AS NOTED
DATE:
DRAWN BY: DJLB
CHECKED BY: BS
DRAWING NUMBER

L002

SHEET OF



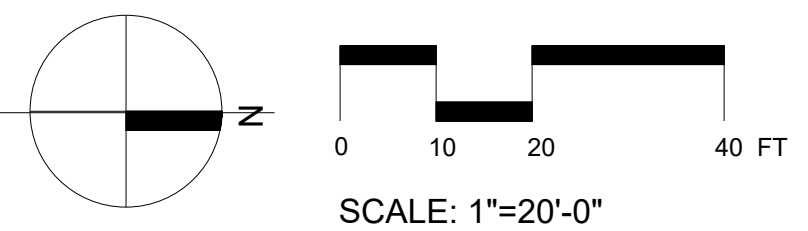
EX. TREE TO REMAIN, TYP.

TREE PROTECTION FENCE
EX. TREE TO REMAIN, TYP.

EXISTING TREE TO REMOVE EXISTING TREE TO REMAIN

PROPERTY LINE TREE PROTECTION FENCE

- NOTES:
1. PROVIDE CROWN PRUNING AT EXISTING TO REMAIN TREES ADJACENT TO BUILDING TO ENSURE TREE LIMBS DO NOT TOUCH BUILDING FACADE.
 2. 15 TREES TO BE REMOVED DUE TO CONFLICTS WITH BUILDING.
 3. 4 STREET TREES TO REMAIN ON CLINTON AVE., BLOCK B
 4. 32 STREET TREES TO REMAIN ON RICHMOND HILL AVE., BLOCK A



1 TREE PROTECTION PLAN
1"=20'-0"



PROJECT TITLE


100 CLINTON AVENUE
STAMFORD, CT 06901

PROJECT NUMBER

FDP RESUBMISSION	2/6/2023
100% DD SUBMISSION	12/05/2022
50% DD SUBMISSION	10/24/2022
FDP SUBMISSION	9/28/2022
ISSUED FOR	DATE

TREE PROTECTION PLAN

DRAWING TITLE

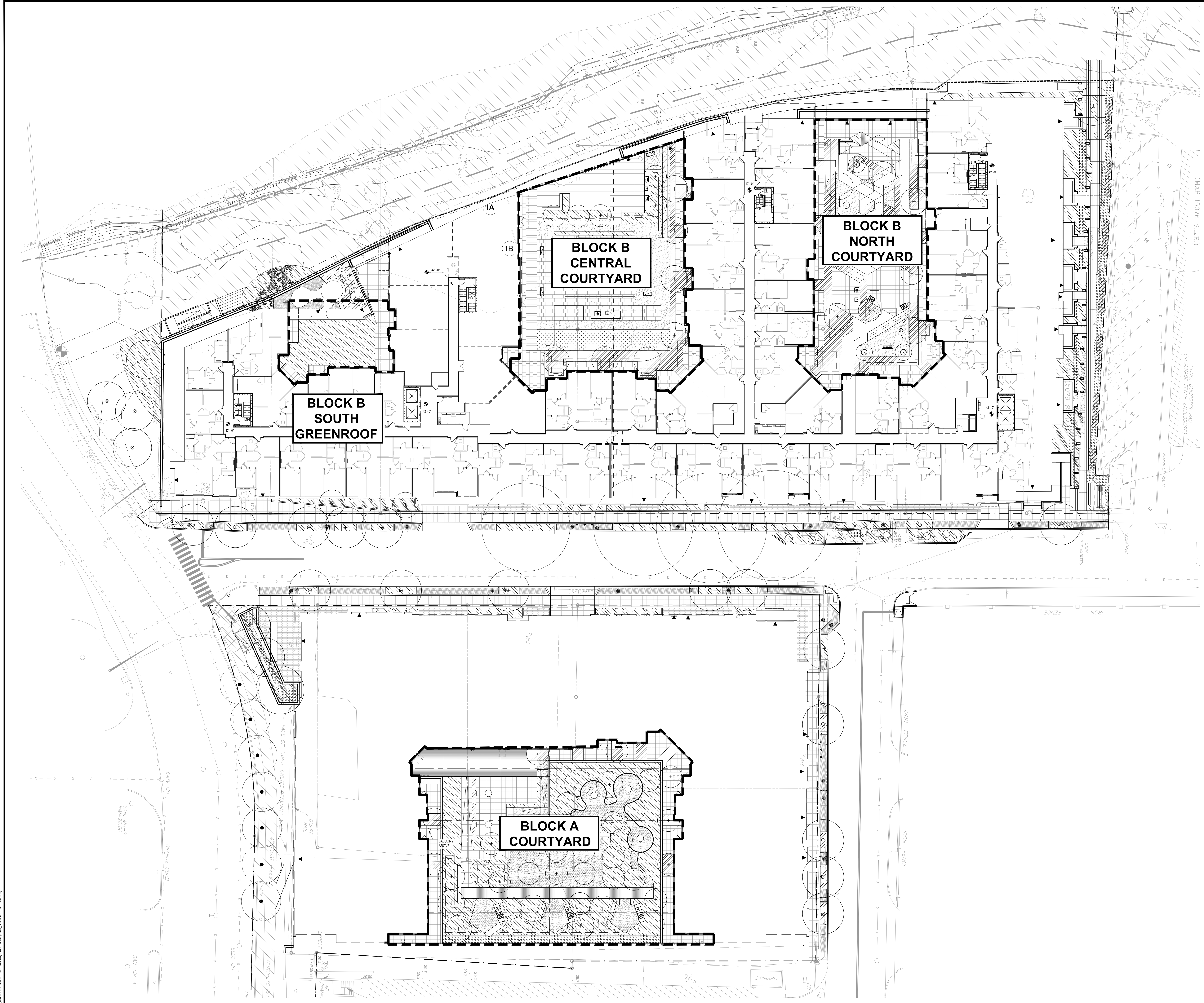


SCALE: AS NOTED
DATE:
DRAWN BY: GJLB
CHECKED BY: BS
DRAWING NUMBER

L003

SHEET OF

DRAWING NAME: L003 TREE PROTECTION PLAN
 DATE: 12/20/2022
 PROJECT: 100 CLINTON AVENUE, STAMFORD, CT



PROJECT TITLE


100 CLINTON AVENUE
 STAMFORD, CT 06901

PROJECT NUMBER

FDP RESUBMISSION	2/6/2023
100% DD SUBMISSION	12/05/2022
50% DD SUBMISSION	10/24/2022
FDP SUBMISSION	9/28/2022
ISSUED FOR	DATE

OVERALL SITE PLAN

DRAWING TITLE

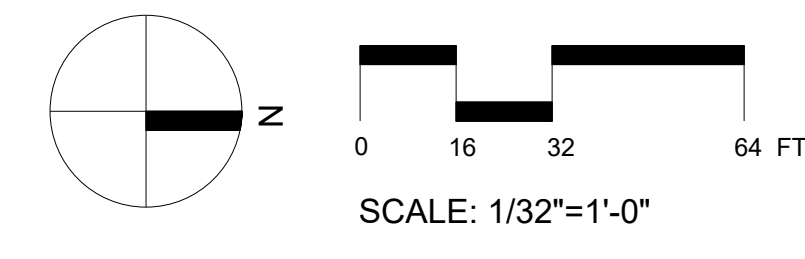


SCALE: AS NOTED
 DATE:
 DRAWN BY: GJLB
 CHECKED BY: BS
 DRAWING NUMBER

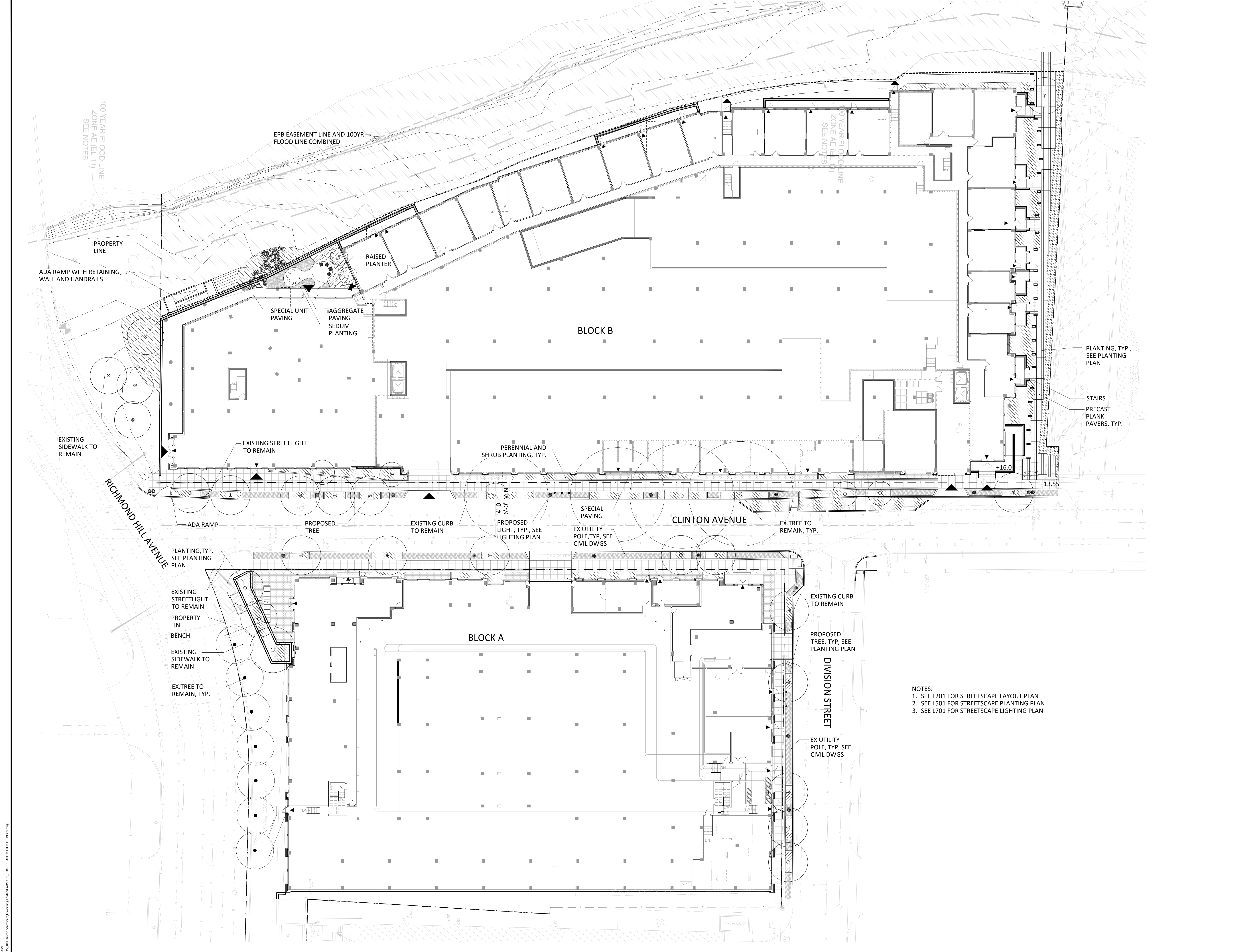
L100

SHEET OF

1 OVERALL SITE PLAN
 1/32"=1'-0"



DRAWING NAME: L100R000141_01R_Overall_Site_Plan
 DATE: 1/27/2023 1:55 PM



- NOTES:
 1. SEE L201 FOR STREETScape LAYOUT PLAN
 2. SEE L501 FOR STREETScape PLANTING PLAN
 3. SEE L701 FOR STREETScape LIGHTING PLAN



PROJECT TITLE


100 CLINTON AVENUE
 STAMFORD, CT 06901

PROJECT NUMBER

FDP RESUBMISSION	2/6/2023
100% DD SUBMISSION	12/05/2022
50% DD SUBMISSION	10/24/2022
FDP SUBMISSION	9/28/2022
ISSUED FOR	DATE

STREETScape MATERIAL PLAN

DRAWING TITLE



SCALE: AS NOTED

DATE:

DRAWN BY: GJLB

CHECKED BY: BS

DRAWING NUMBER

L101

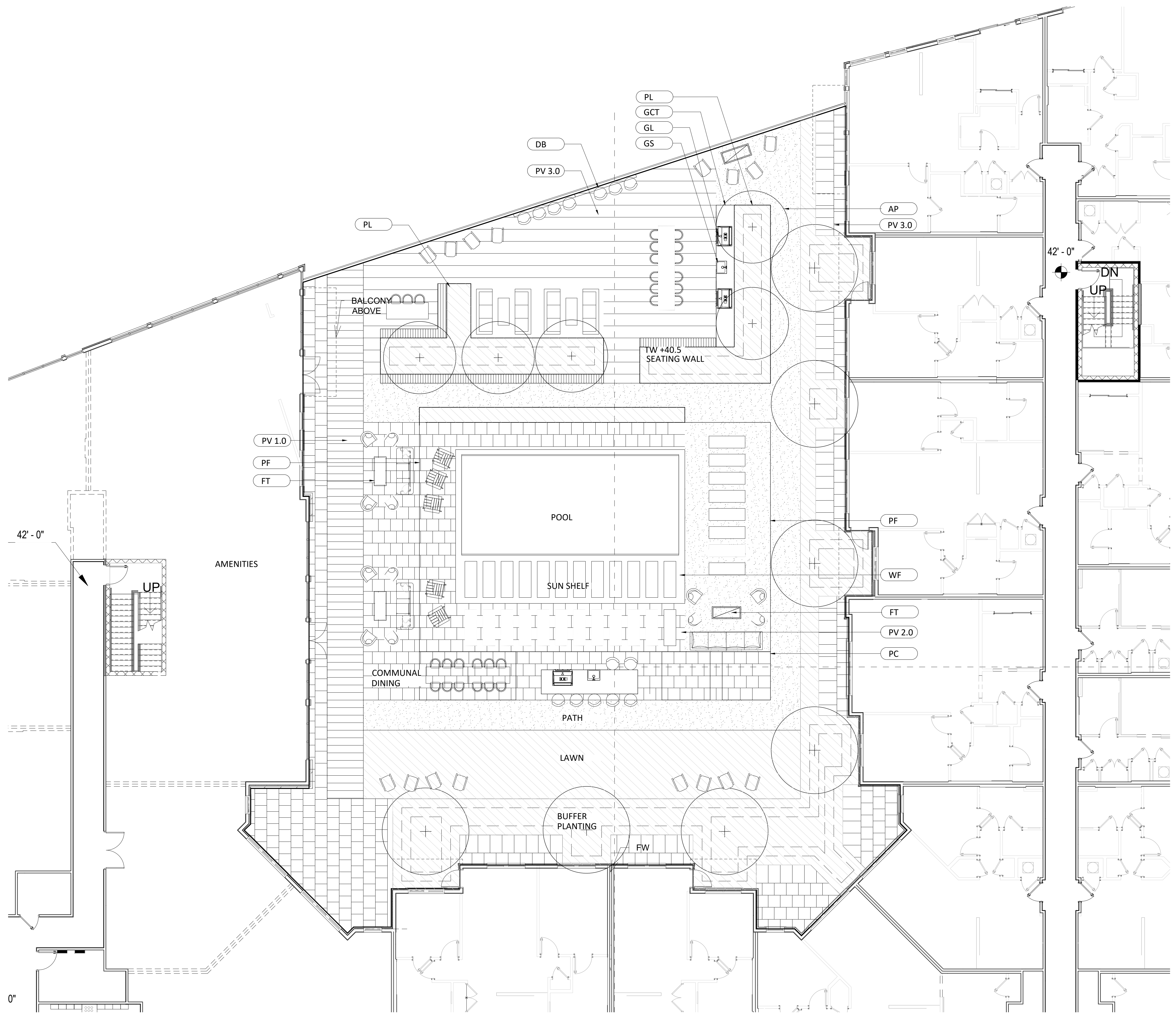
SHEET

OF

1 STREETScape MATERIAL PLAN
 1"=20'-0"

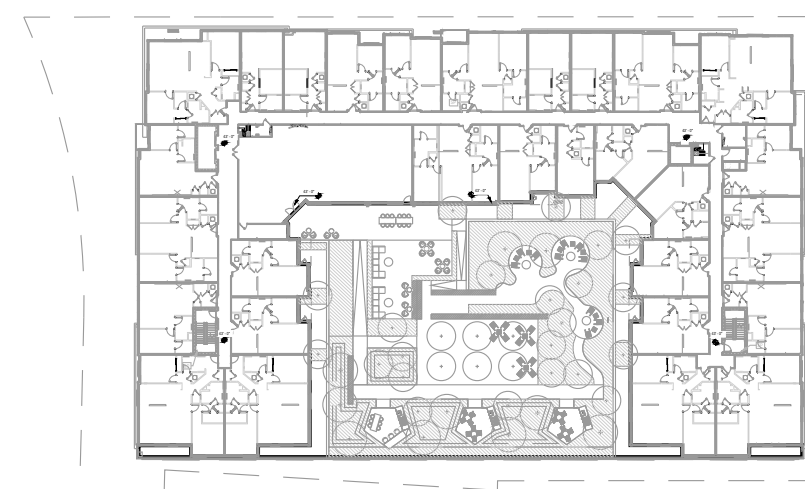
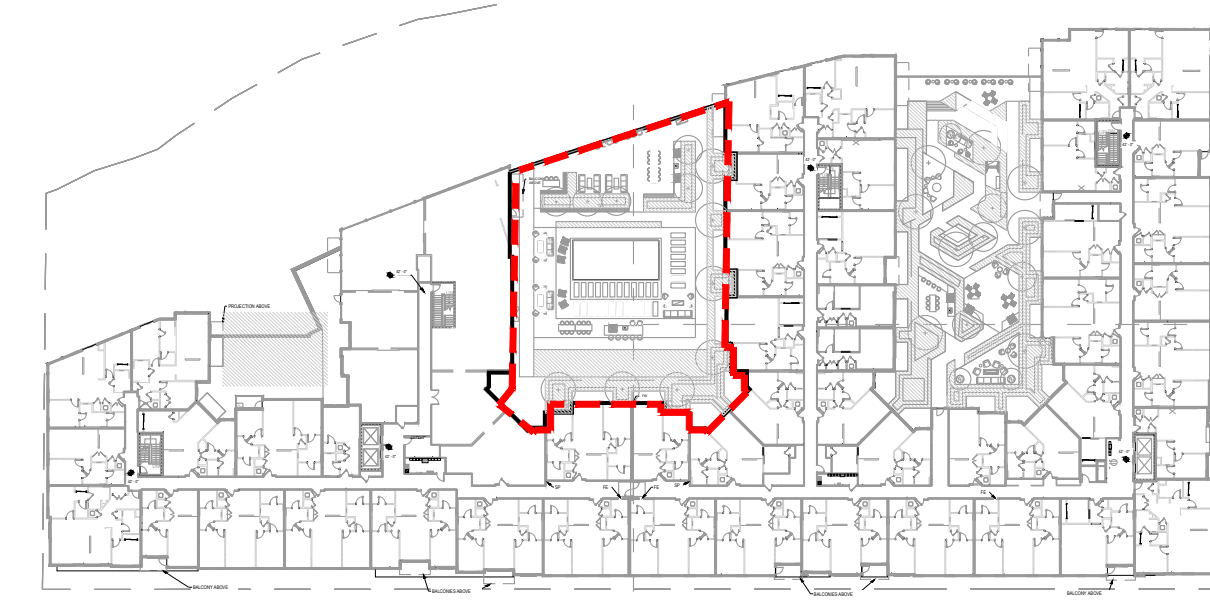
DRAWING NAME: L1001010101_100 Clinton Avenue - Streetscape Material Plan
 DATE: 2/2/2023 3:55 PM

DRAWING NAME: L:\WORK\2023\100 Clinton Avenue\100 Clinton Avenue_Courtyard Materials Plan.dwg
 PLOT DATE: 2/2/2023 3:56 PM

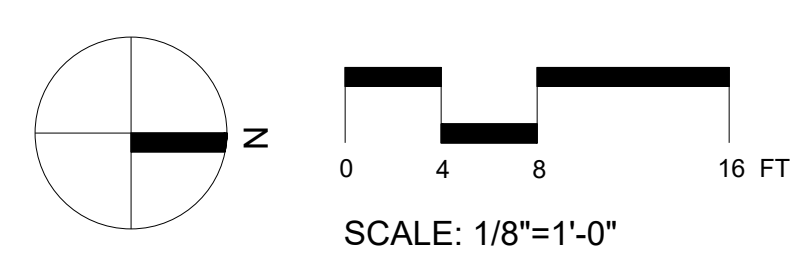


MATERIAL SCHEDULE

TAG	USE
AP	AGGREGATE PAVING
BN	WOODEN BENCH
DB	DRINK BAR
FT	ROBATA CONCRETE FIRE PIT
GCT	GRILL STATION - COUNTER TOP
GL	GRILL
GS	GRILL STATION - SINK
HR	HANDRAIL
LP	STRINGLIGHT POLE
ME	ALUMINIUM EDGING
PC	POOL CABANA
PF	POOL FENCE
PL	PLANTER
PV 1.0	COURTYARD PAVER
PV 2.0	POOL DECK PAVING
PV 3.0	CONCRETE PAVER
WD	WOOD DECK TILE
WF	WATER FEATURE TILE
WFB	WATER FEATURE BASIN
WL	CONCRETE WALL



KEY PLAN



1 BLOCK B CENTRAL COURTYARD MATERIAL PLAN
 1/8"=1'-0"



PROJECT TITLE


100 CLINTON AVENUE
 STAMFORD, CT 06901

PROJECT NUMBER

FDP RESUBMISSION	2/6/2023
100% DD SUBMISSION	12/05/2022
50% DD SUBMISSION	10/24/2022
FDP SUBMISSION	9/28/2022
ISSUED FOR	DATE

BLOCK B CENTRAL COURTYARD MATERIAL PLAN

DRAWING TITLE



SCALE: AS NOTED

DATE:

DRAWN BY: DJLB

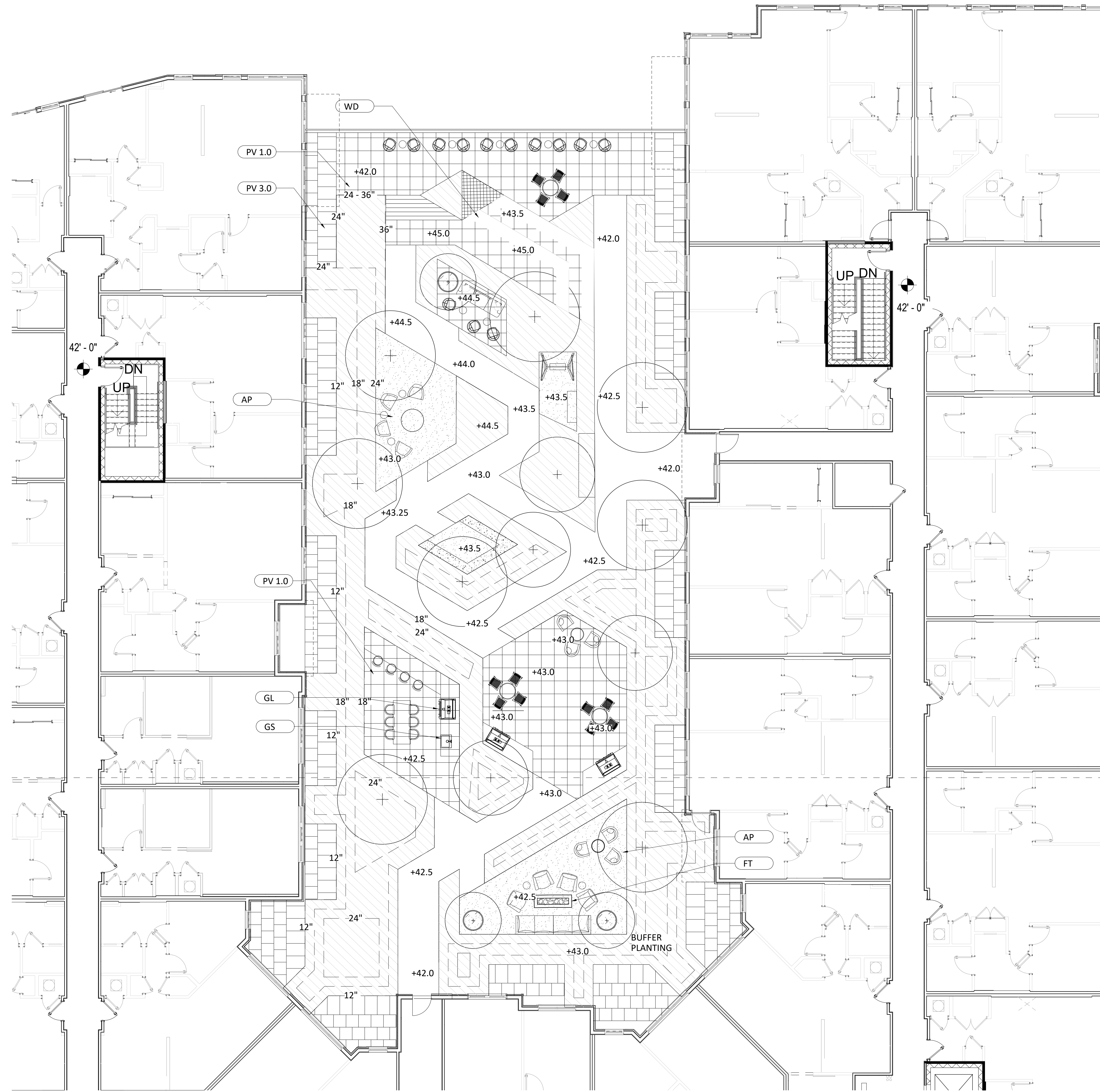
CHECKED BY: BS

DRAWING NUMBER

L102

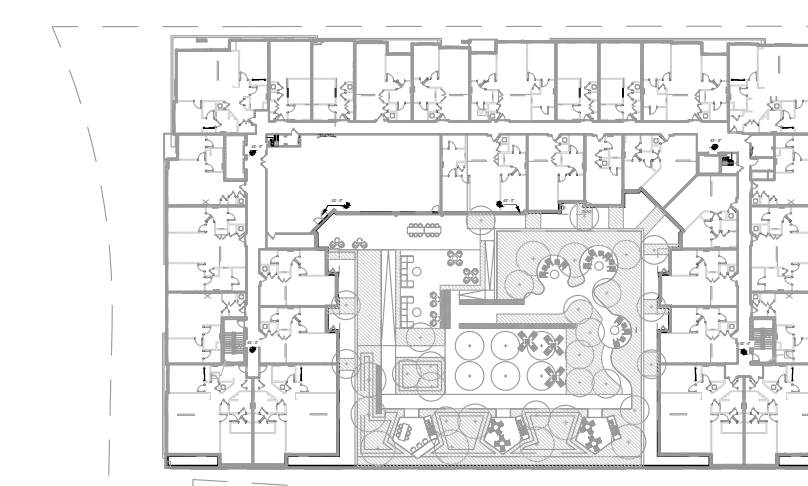
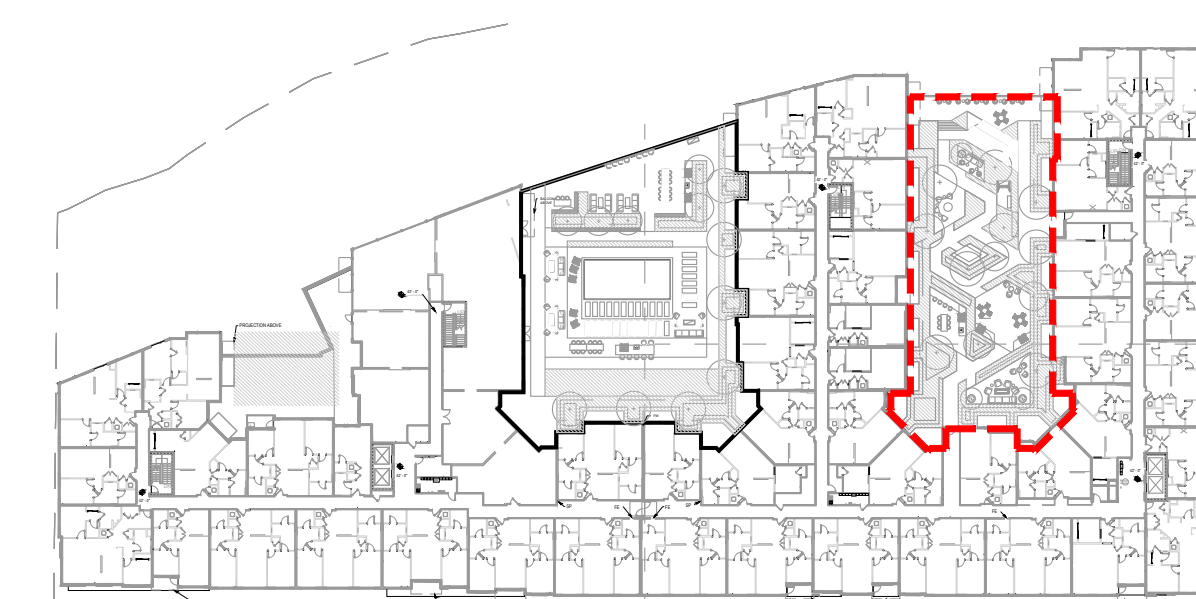
SHEET

OF

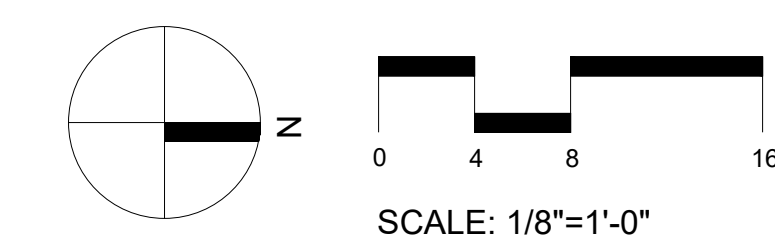


MATERIAL SCHEDULE

TAG	USE
AP	AGGREGATE PAVING
BN	WOODEN BENCH
DB	DRINK BAR
FT	ROBATA CONCRETE FIRE PIT
GCT	GRILL STATION - COUNTER TOP
GL	GRILL
GS	GRILL STATION - SINK
HR	HANDRAIL
LP	STRINGLIGHT POLE
ME	ALUMINIUM EDGING
PC	POOL CABANA
PF	POOL FENCE
PL	PLANTER
PV 1.0	COURTYARD PAVER
PV 2.0	POOL DECK PAVING
PV 3.0	CONCRETE PAVER
WD	WOOD DECK TILE
WF	WATER FEATURE TILE
WFB	WATER FEATURE BASIN
WL	CONCRETE WALL



KEY PLAN



1 BLOCK B NORTH COURTYARD MATERIAL PLAN
1/8"=1'-0"

DRAWING NAME: L103010301_101_Courtyard Materials Plan
 DATE: 12/2023 11:51 AM



PROJECT TITLE


100 CLINTON AVENUE
STAMFORD, CT 06901

PROJECT NUMBER

FDP RESUBMISSION	2/6/2023
100% DD SUBMISSION	12/05/2022
50% DD SUBMISSION	10/24/2022
FDP SUBMISSION	9/28/2022
ISSUED FOR	DATE

BLOCK B NORTH COURTYARD MATERIAL PLAN

DRAWING TITLE



SCALE: AS NOTED

DATE:

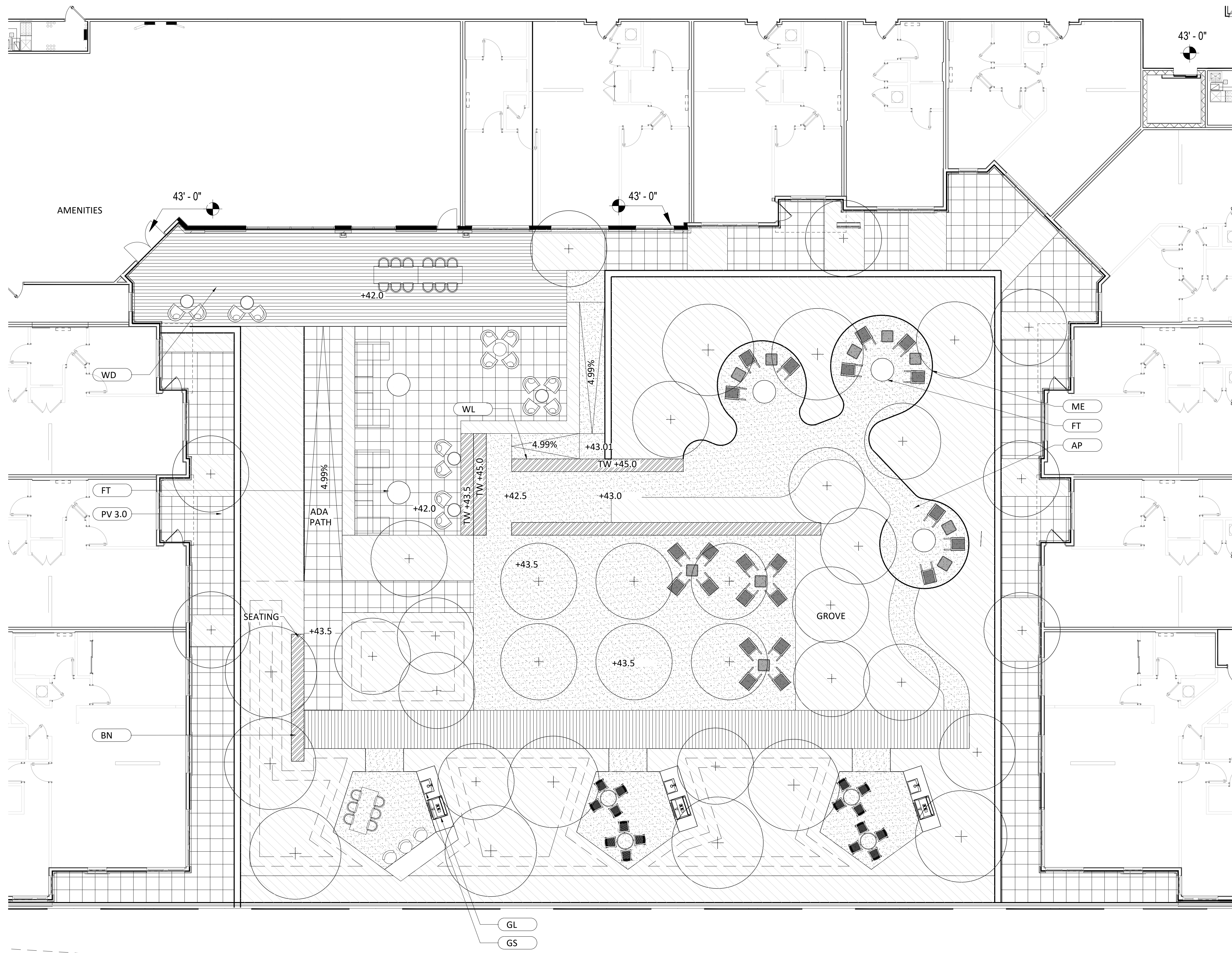
DRAWN BY: GJLB

CHECKED BY: BS

DRAWING NUMBER

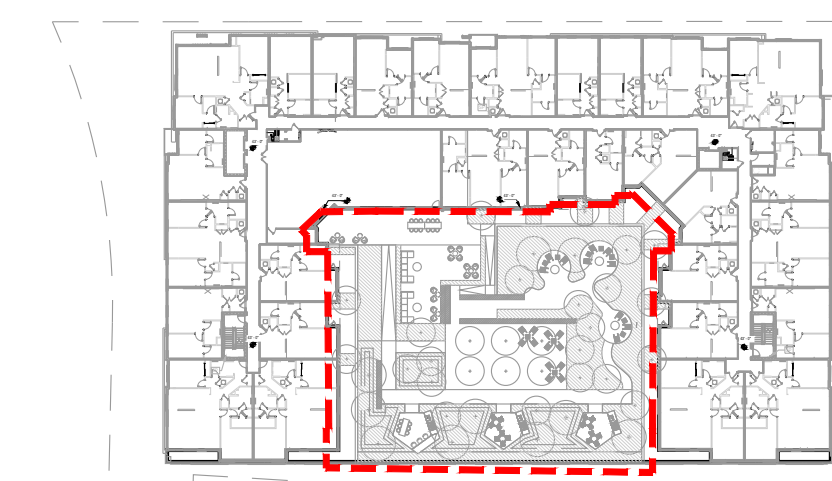
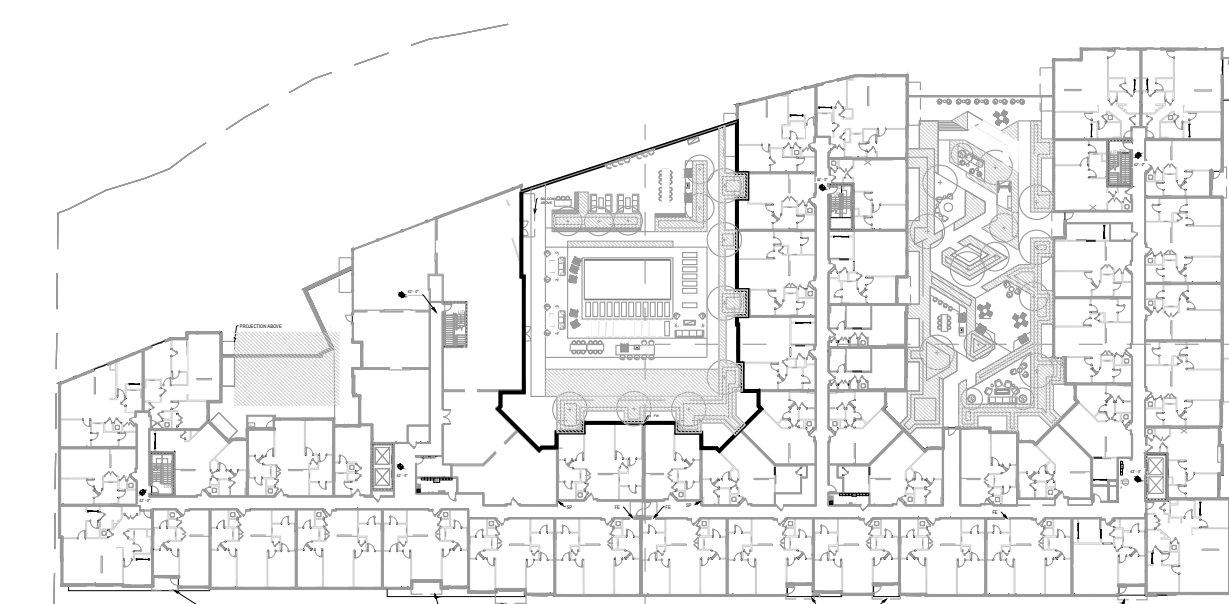
L103

SHEET OF

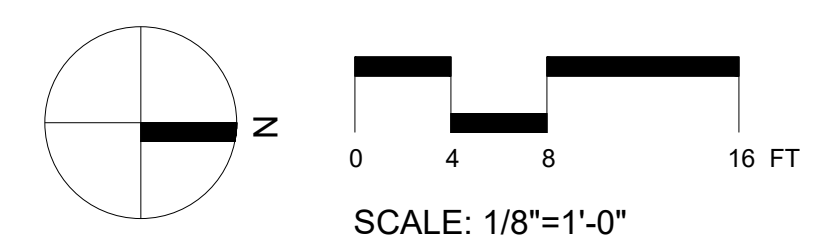


MATERIAL SCHEDULE

TAG	USE
AP	AGGREGATE PAVING
BN	WOODEN BENCH
DB	DRINK BAR
FT	ROBATA CONCRETE FIRE PIT
GCT	GRILL STATION - COUNTER TOP
GL	GRILL
GS	GRILL STATION - SINK
HR	HANDRAIL
LP	STRINGLIGHT POLE
ME	ALUMINIUM EDGING
PC	POOL CABANA
PF	POOL FENCE
PL	PLANTER
PV 1.0	COURTYARD PAVER
PV 2.0	POOL DECK PAVING
PV 3.0	CONCRETE PAVER
WD	WOOD DECK TILE
WF	WATER FEATURE TILE
WFB	WATER FEATURE BASIN
WL	CONCRETE WALL



KEY PLAN



PROJECT TITLE

100 CLINTON AVENUE
STAMFORD, CT 06901

PROJECT NUMBER

FDP RESUBMISSION	2/6/2023
100% DD SUBMISSION	12/05/2022
50% DD SUBMISSION	10/24/2022
FDP SUBMISSION	9/28/2022
ISSUED FOR	DATE

BLOCK A COURTYARD MATERIAL PLAN

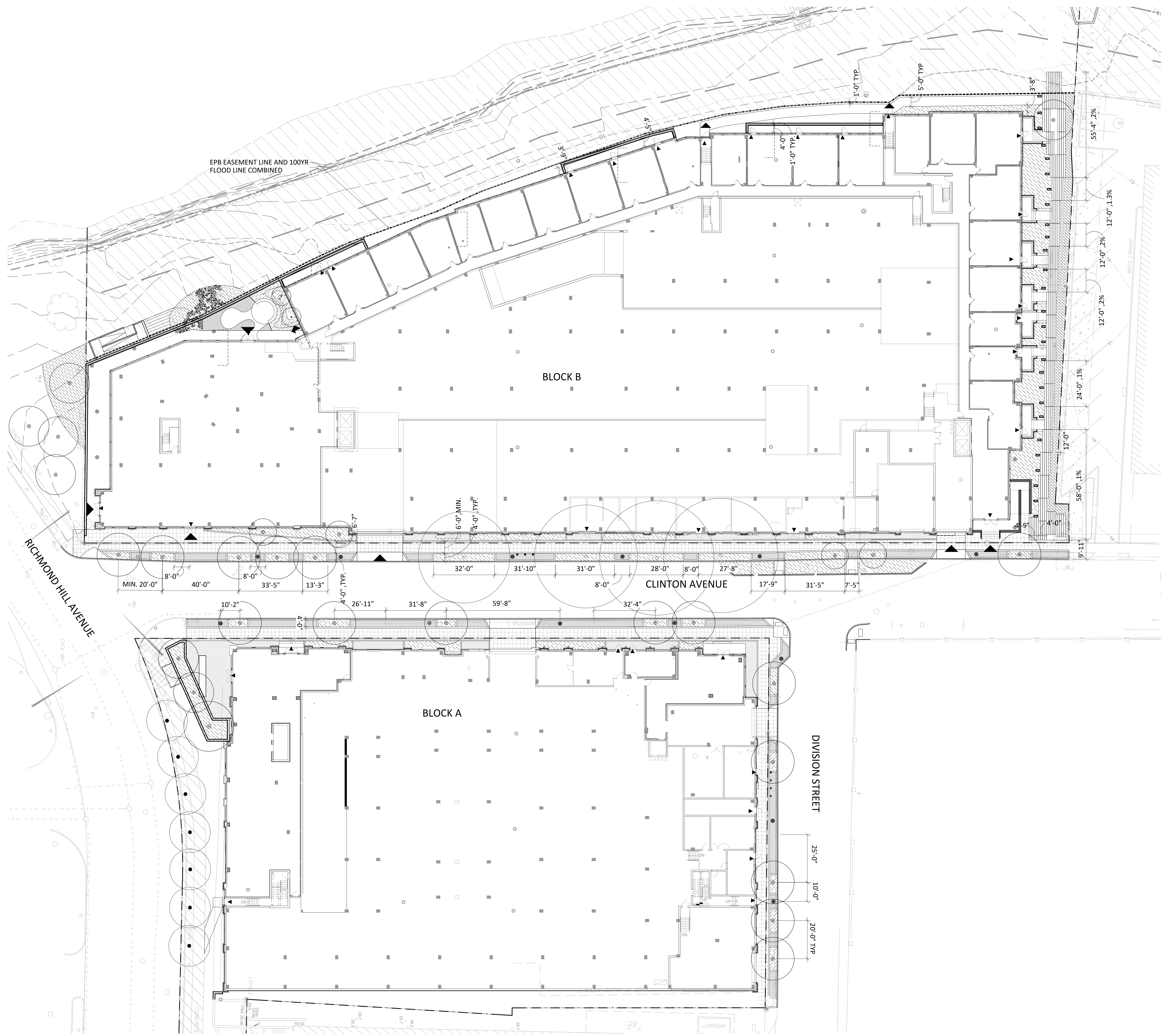
DRAWING TITLE



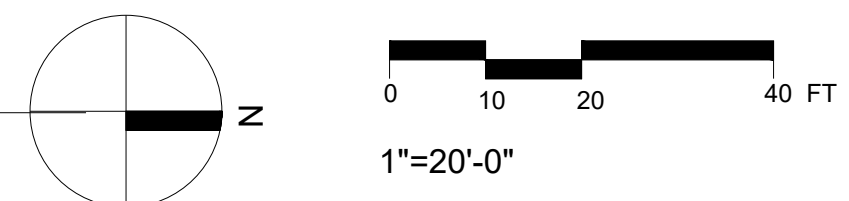
SCALE: AS NOTED
 DATE:
 DRAWN BY: DJL/B
 CHECKED BY: BS
 DRAWING NUMBER

1 BLOCK A COURTYARD MATERIAL PLAN
1/8"=1'-0"

DRAWING NAME: L:\WORK\2022_L201 Clinton Street\01 Working\01 Streetscape Layout Plan.rvt
 PLOT DATE: 2/2/2023 1:51 PM



1 STREETScape LAYOUT PLAN
 1"=20'-0"



PROJECT TITLE


100 CLINTON AVENUE
 STAMFORD, CT 06901

PROJECT NUMBER

FDP RESUBMISSION	2/6/2023
100% DD SUBMISSION	12/05/2022
50% DD SUBMISSION	10/24/2022
FDP SUBMISSION	9/28/2022
ISSUED FOR	DATE

**STREETSCAPE
 LAYOUT PLAN**

DRAWING TITLE



SCALE: AS NOTED

DATE:

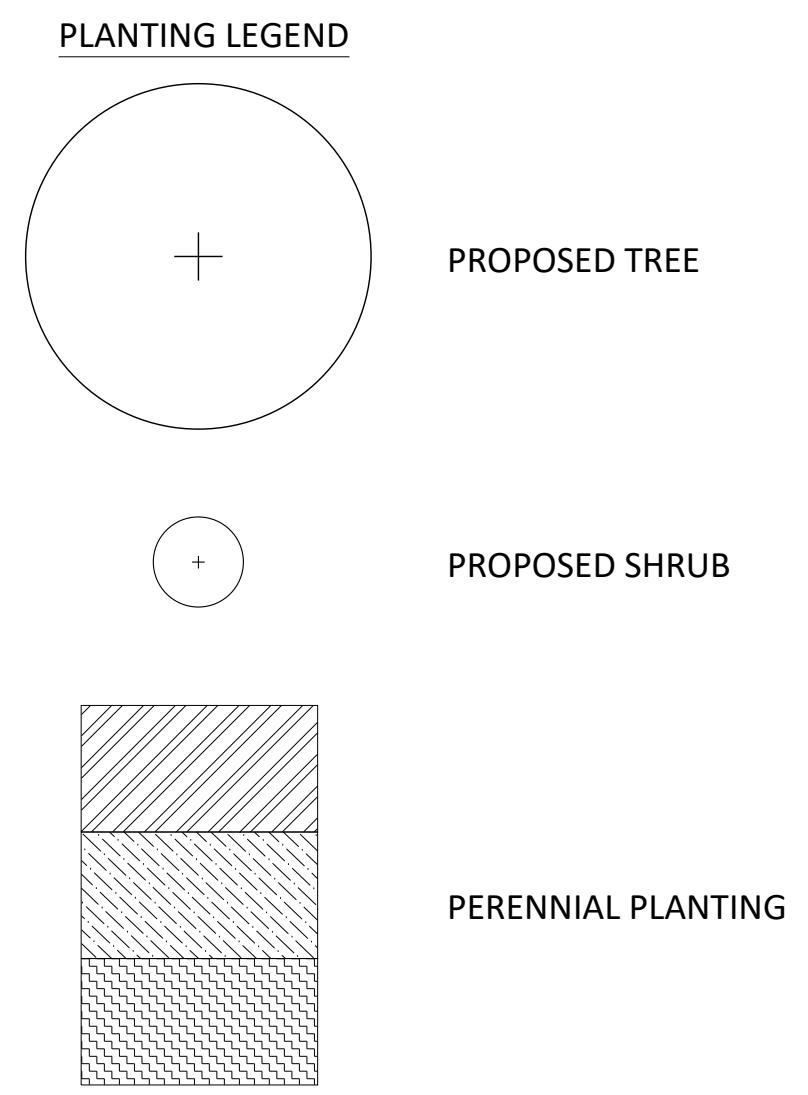
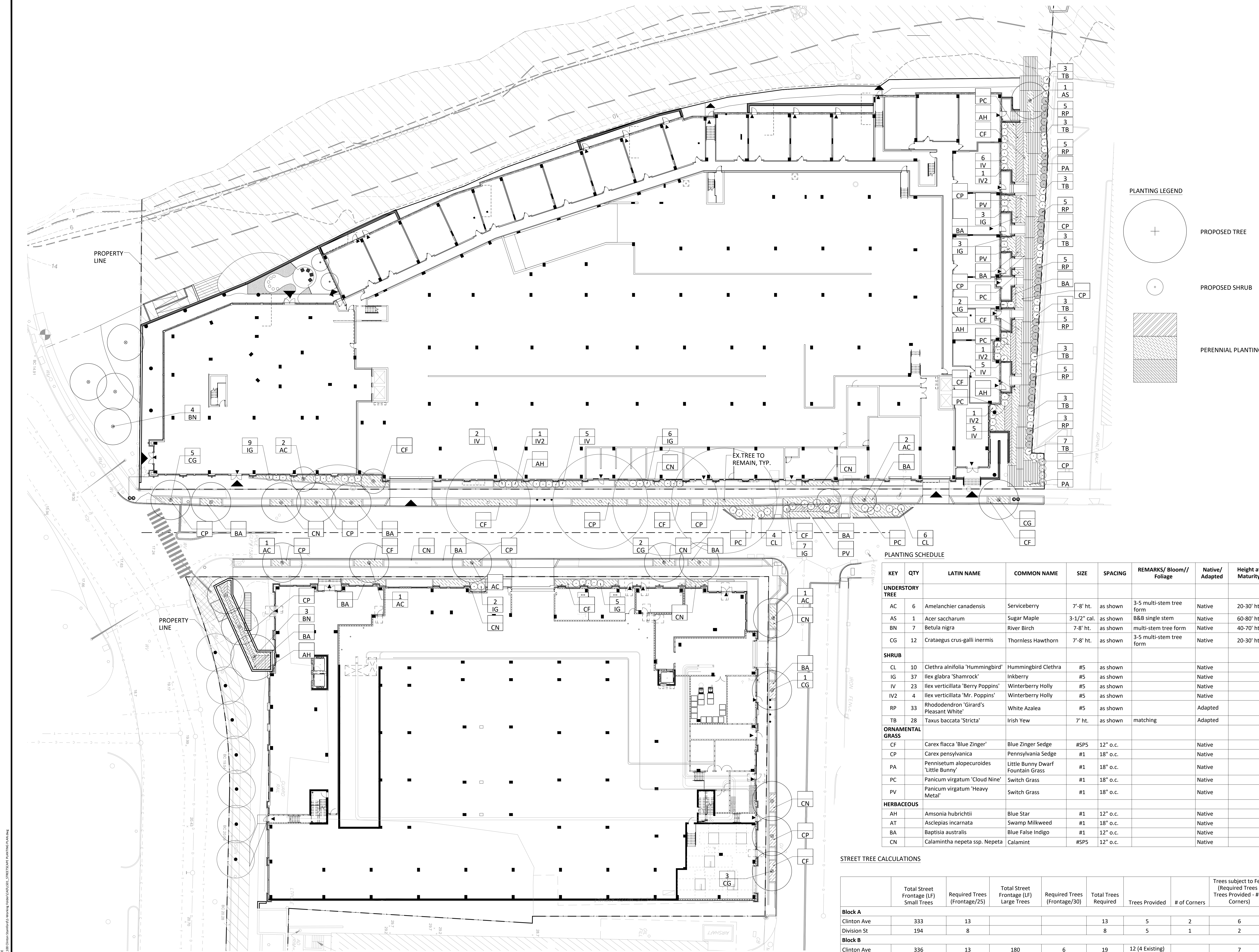
DRAWN BY: GJLB

CHECKED BY: BS

DRAWING NUMBER

L201

SHEET OF

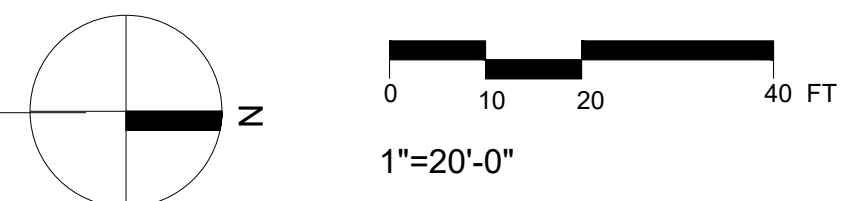


PLANTING SCHEDULE

KEY	QTY	LATIN NAME	COMMON NAME	SIZE	SPACING	REMARKS/ Bloom// Foliage	Native/ Adapted	Height at Maturity
UNDERSTORY TREE								
AC	6	Amelanchier canadensis	Serviceberry	7'-8' ht.	as shown	3-5 multi-stem tree form	Native	20-30' ht.
AS	1	Acer saccharum	Sugar Maple	3-1/2" cal.	as shown	B&B single stem	Native	60-80' ht.
BN	7	Betula nigra	River Birch	7-8' ht.	as shown	multi-stem tree form	Native	40-70' ht.
CG	12	Crataegus crus-galli inermis	Thornless Hawthorn	7'-8' ht.	as shown	3-5 multi-stem tree form	Native	20-30' ht.
SHRUB								
CL	10	Clethra alnifolia 'Hummingbird'	Hummingbird Clethra	#5	as shown		Native	
IG	37	Ilex glabra 'Shamrock'	Inkberry	#5	as shown		Native	
IV	23	Ilex verticillata 'Berry Poppins'	Winterberry Holly	#5	as shown		Native	
IV2	4	Ilex verticillata 'Mr. Poppins'	Winterberry Holly	#5	as shown		Native	
RP	33	Rhododendron 'Girard's Pleasant White'	White Azalea	#5	as shown		Adapted	
TB	28	Taxus baccata 'Stricta'	Irish Yew	7' ht.	as shown	matching	Adapted	
ORNAMENTAL GRASS								
CF		Carex flacca 'Blue Zinger'	Blue Zinger Sedge	#SP5	12" o.c.		Native	
CP		Carex pensylvanica	Pennsylvania Sedge	#1	18" o.c.		Native	
PA		Pennisetum alopecuroides 'Little Bunny'	Little Bunny Dwarf Fountain Grass	#1	18" o.c.		Native	
PC		Panicum virgatum 'Cloud Nine'	Switch Grass	#1	18" o.c.		Native	
PV		Panicum virgatum 'Heavy Metal'	Switch Grass	#1	18" o.c.		Native	
HERBACEOUS								
AH		Amsonia hubrichtii	Blue Star	#1	12" o.c.		Native	
AT		Asclepias incarnata	Swamp Milkweed	#1	18" o.c.		Native	
BA		Baptisia australis	Blue False Indigo	#1	12" o.c.		Native	
CN		Calamintha nepeta ssp. Nepeta	Calamint	#SP5	12" o.c.		Native	

STREET TREE CALCULATIONS

	Total Street Frontage (LF) Small Trees	Required Trees (Frontage/25)	Total Street Frontage (LF) Large Trees	Required Trees (Frontage/30)	Total Trees Required	Trees Provided	# of Corners	Trees subject to Fees (Required Trees - Trees Provided - # of Corners)
Block A								
Clinton Ave	333	13			13	5	2	6
Division St	194	8			8	5	1	2
Block B								
Clinton Ave	336	13	180	6	19	12 (4 Existing)		7



1 STREETScape PLANTING PLAN
1"=20'-0"



100 CLINTON AVENUE
STAMFORD, CT 06901


PROJECT TITLE

PROJECT NUMBER

FDP RESUBMISSION	2/6/2023
100% DD SUBMISSION	12/05/2022
50% DD SUBMISSION	10/24/2022
FDP SUBMISSION	9/28/2022
ISSUED FOR	DATE

STREETScape PLANTING PLAN

DRAWING TITLE

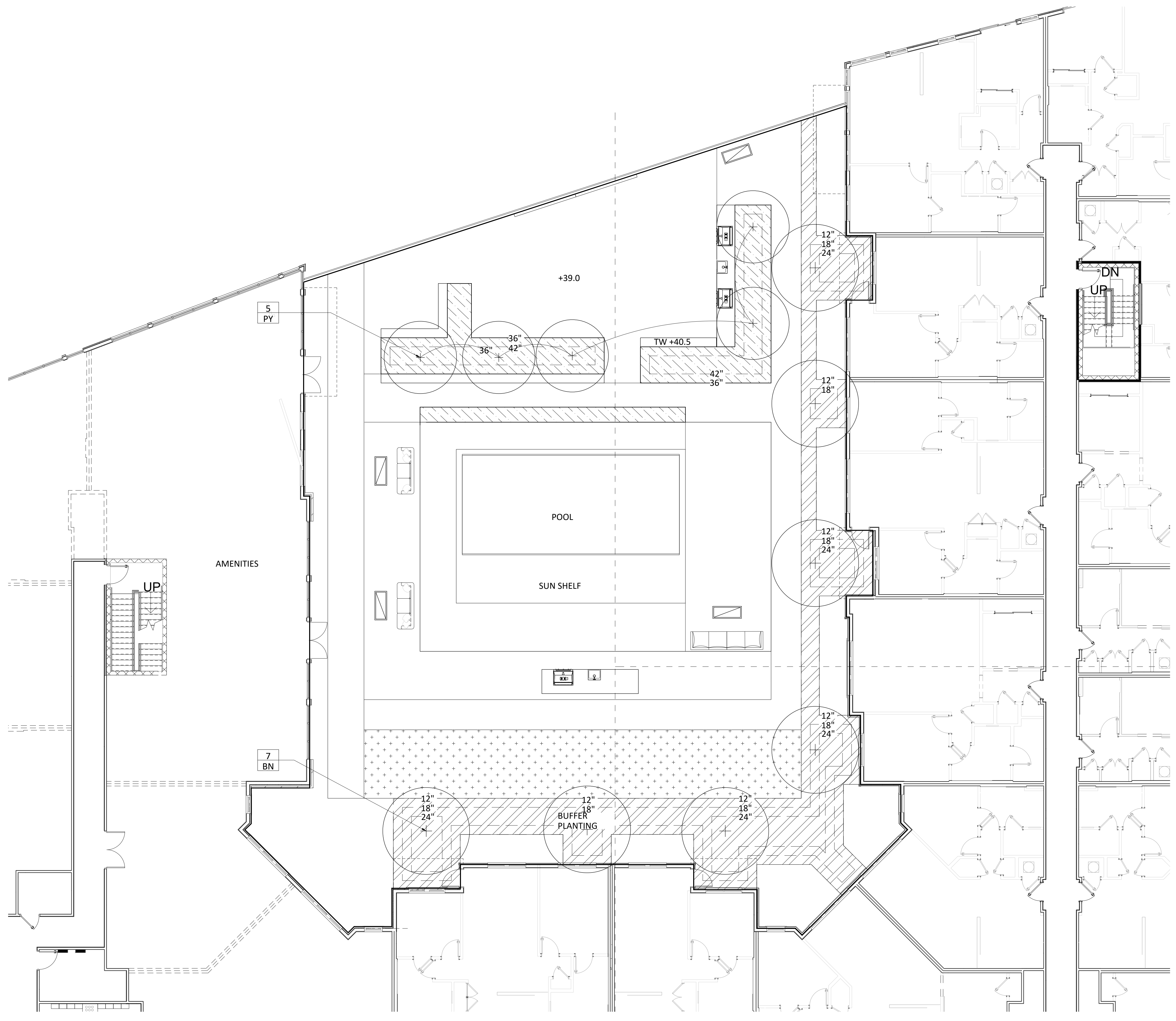


SCALE: AS NOTED
DATE:
DRAWN BY: DJLB
CHECKED BY: BS
DRAWING NUMBER

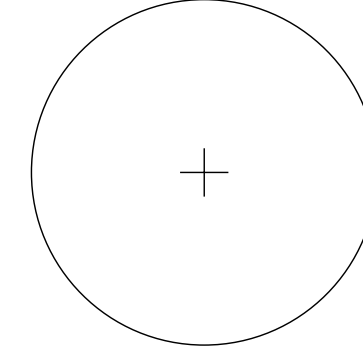
L501

SHEET OF

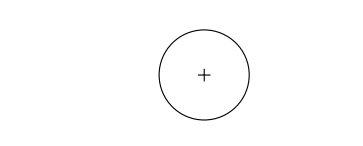
DRAWING NAME: L:\WORK\2022\100 CLINTON AVENUE\100 CLINTON AVENUE_COURTYARD_PLANTING_PLAN.rvt
PLOT DATE: 2/2/2023 3:57 PM




PLANTING LEGEND



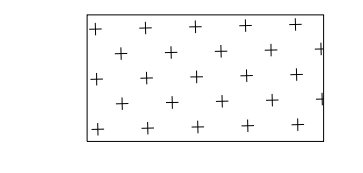
PROPOSED TREE



PROPOSED SHRUB

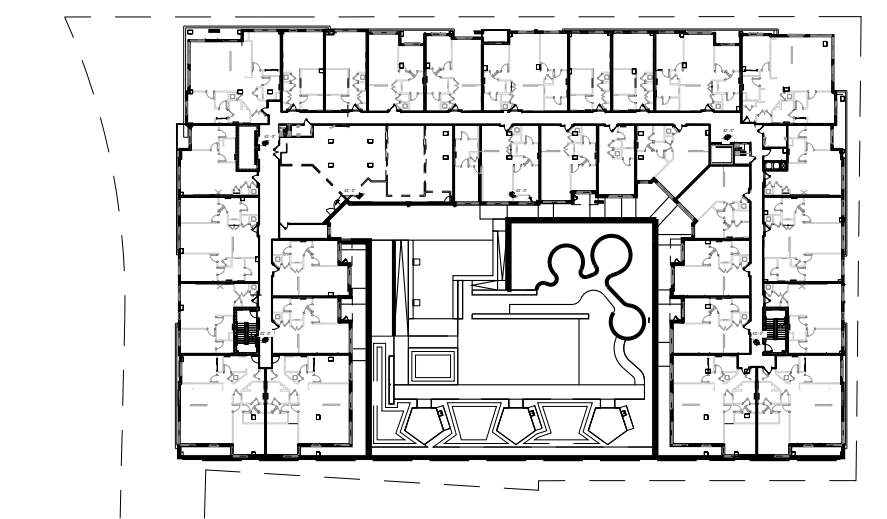
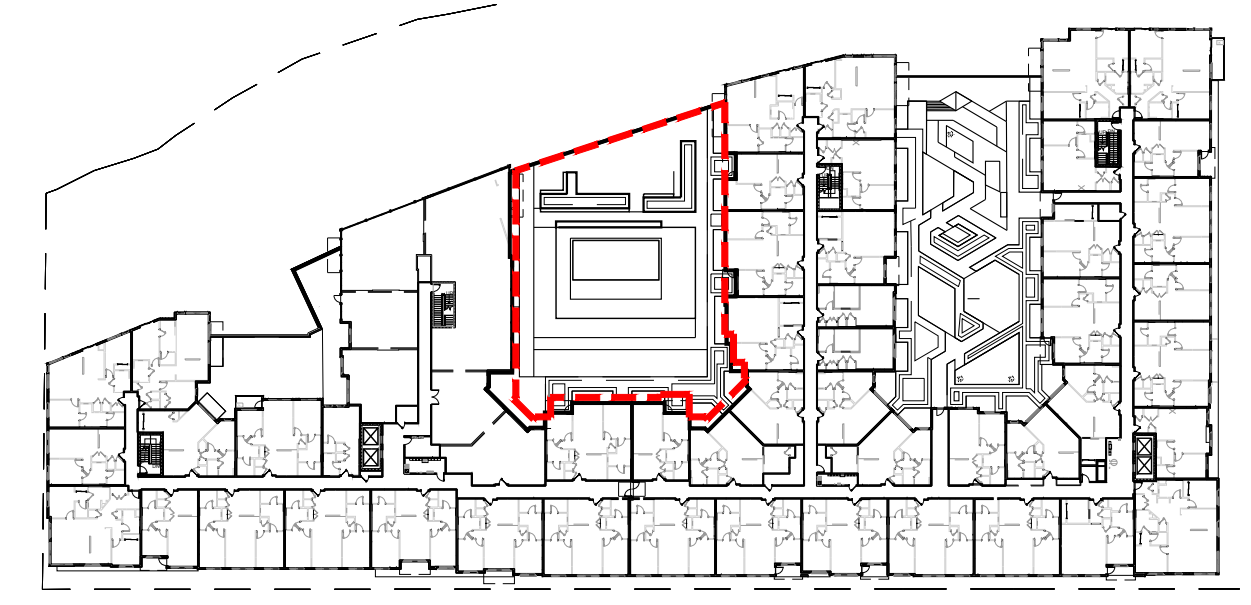


PERENNIAL PLANTING

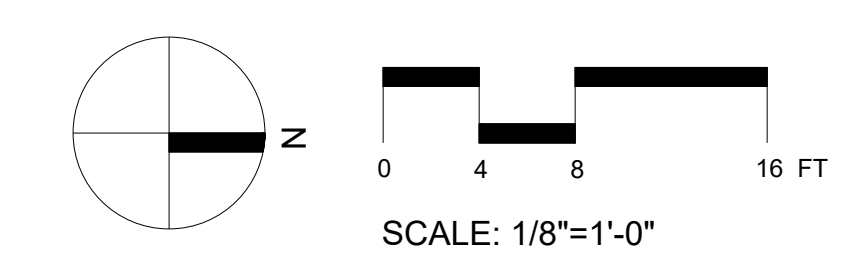


GRASS

NOTE: REFER TO L510 FOR PLANT SCHEDULE AND QUANTITIES.



KEY PLAN



1 BLOCK B CENTRAL COURTYARD PLANTING PLAN
1/8"=1'-0"



PROJECT TITLE


100 CLINTON AVENUE
STAMFORD, CT 06901

PROJECT NUMBER

FDP RESUBMISSION	2/6/2023
100% DD SUBMISSION	12/05/2022
50% DD SUBMISSION	10/24/2022
FDP SUBMISSION	9/28/2022
ISSUED FOR	DATE

BLOCK B CENTRAL COURTYARD PLANTING PLAN

DRAWING TITLE



SCALE: AS NOTED

DATE:

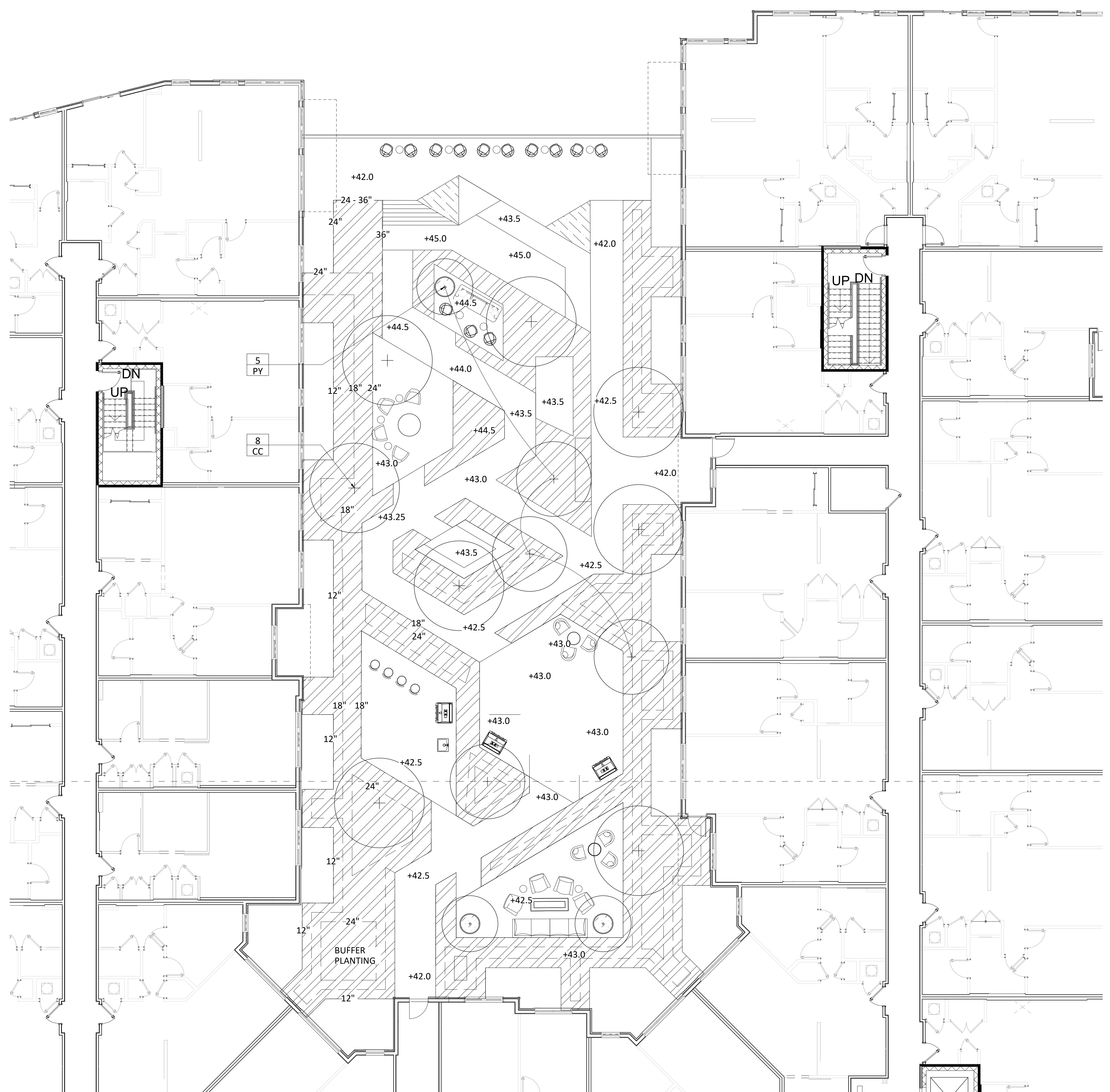
DRAWN BY: DJLB

CHECKED BY: BS

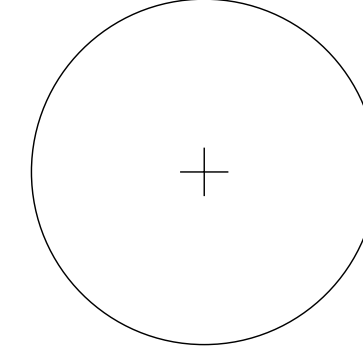
DRAWING NUMBER

L502

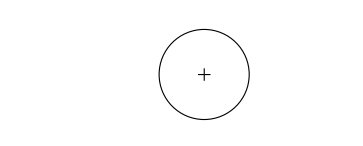
SHEET OF



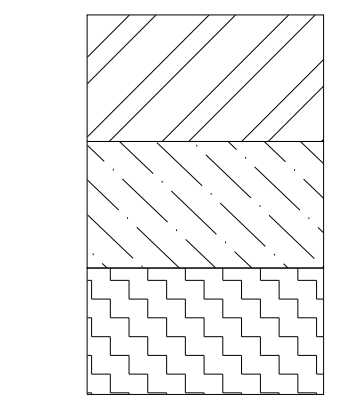
PLANTING LEGEND



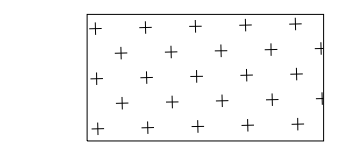
PROPOSED TREE



PROPOSED SHRUB

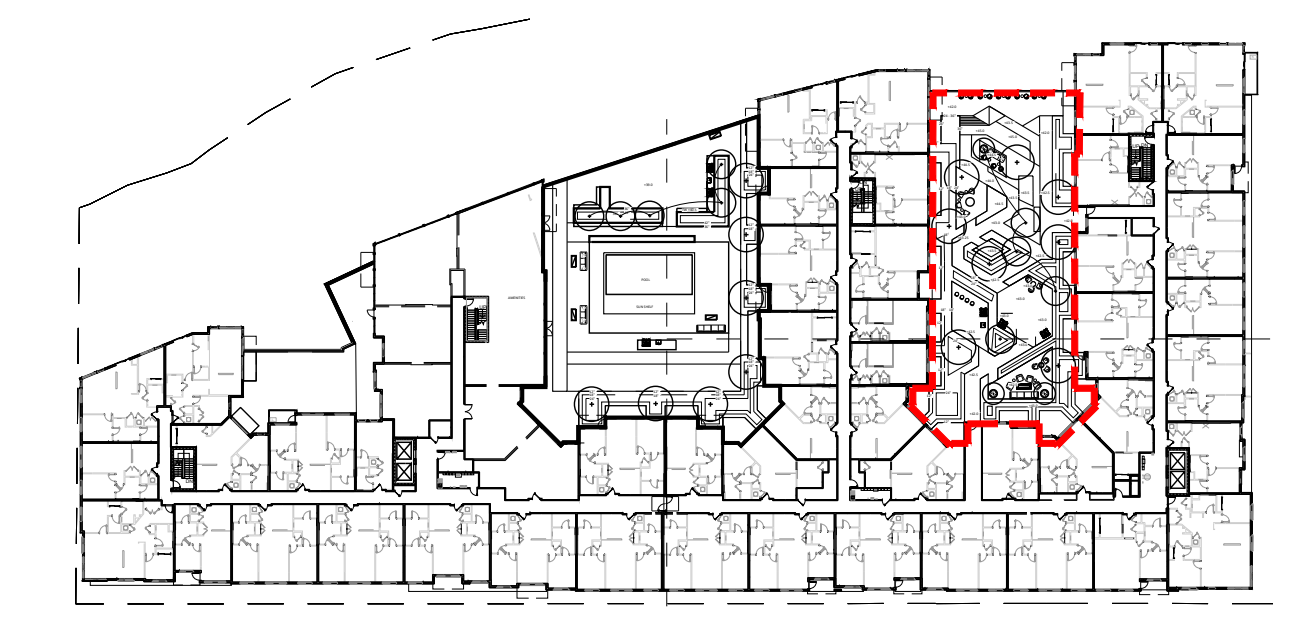


PERENNIAL PLANTING

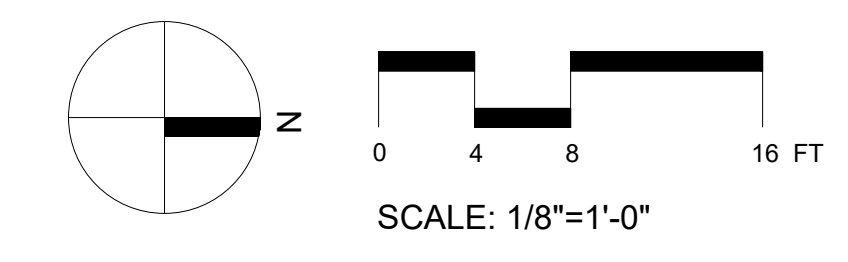
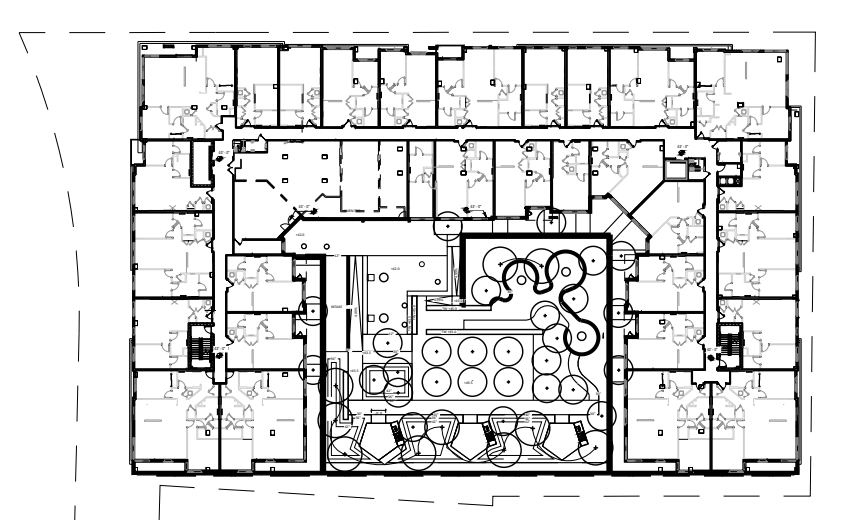


GRASS

NOTE: REFER TO L510 FOR PLANT SCHEDULE AND QUANTITIES.



KEY PLAN



SCALE: 1/8"=1'-0"

1 BLOCK B NORTH COURTYARD PLANTING PLAN
1/8"=1'-0"

DRAWING NAME: L503030301_010_Courtyard_Planting_Plan.dwg
DATE: 12/2023 1:51 PM



PROJECT TITLE


100 CLINTON AVENUE
STAMFORD, CT 06901

PROJECT NUMBER

FDP RESUBMISSION	2/6/2023
100% DD SUBMISSION	12/05/2022
50% DD SUBMISSION	10/24/2022
FDP SUBMISSION	9/28/2022
ISSUED FOR	DATE

BLOCK B NORTH COURTYARD PLANTING PLAN

DRAWING TITLE



SCALE: AS NOTED

DATE:

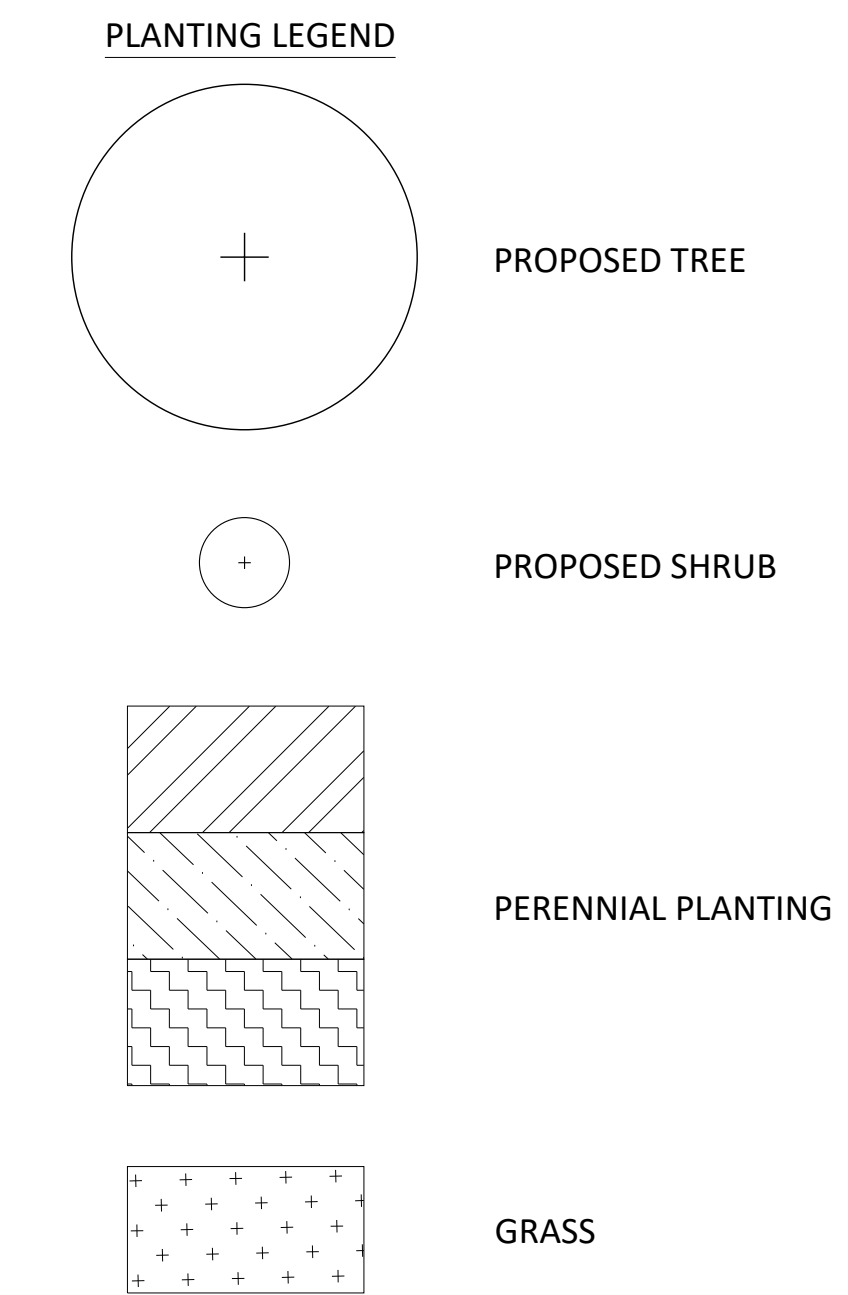
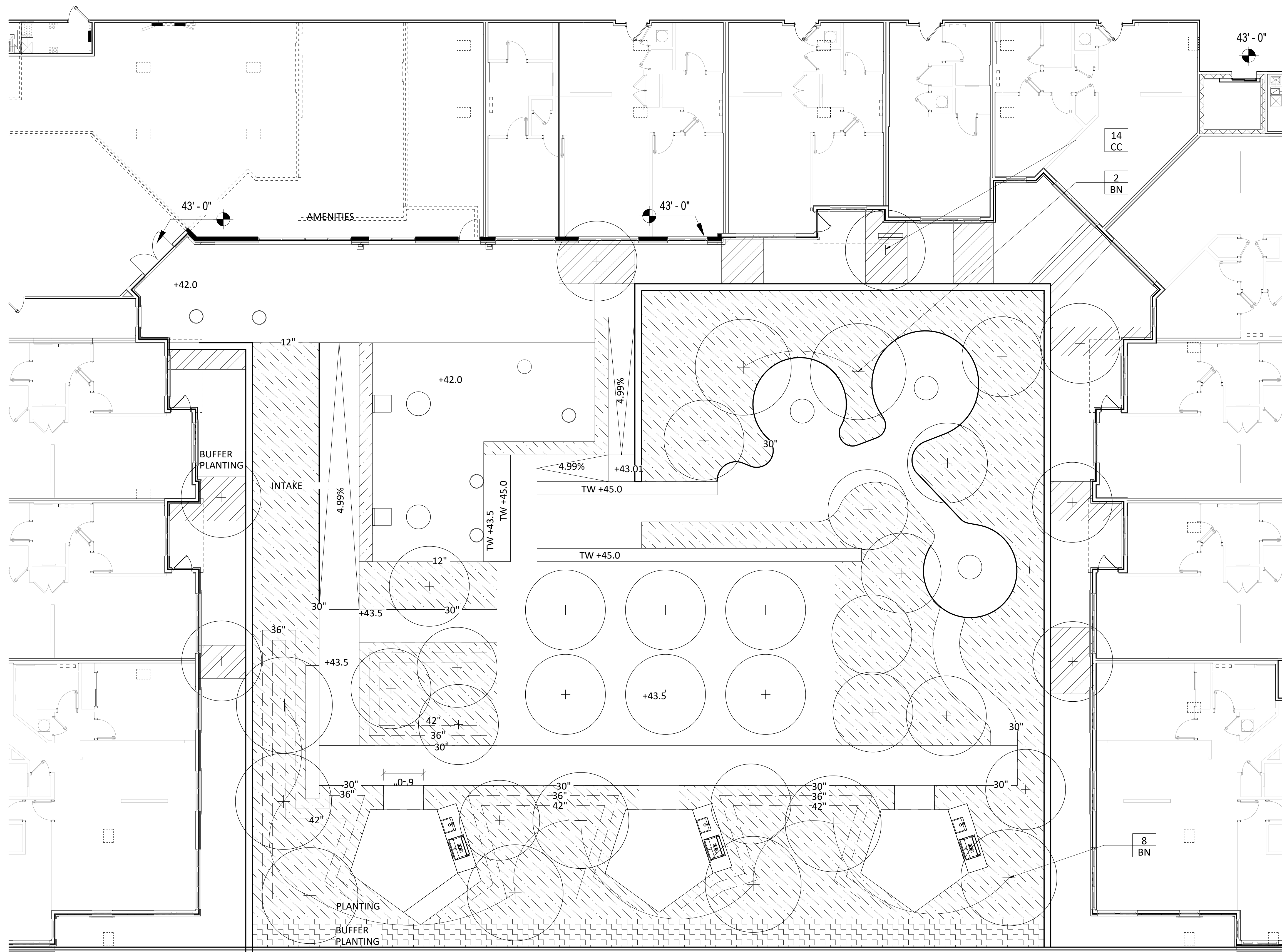
DRAWN BY: GJLB

CHECKED BY: BS

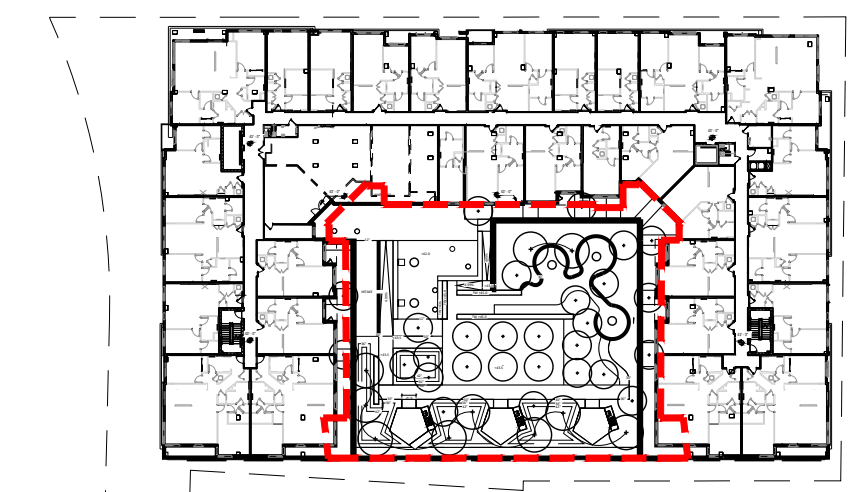
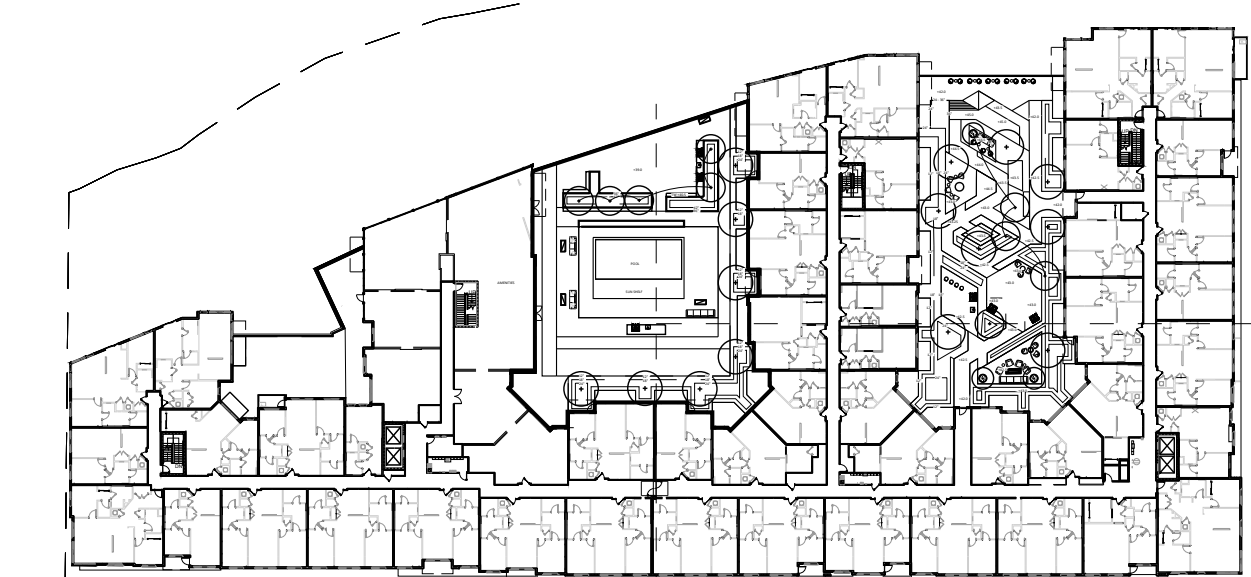
DRAWING NUMBER

L503

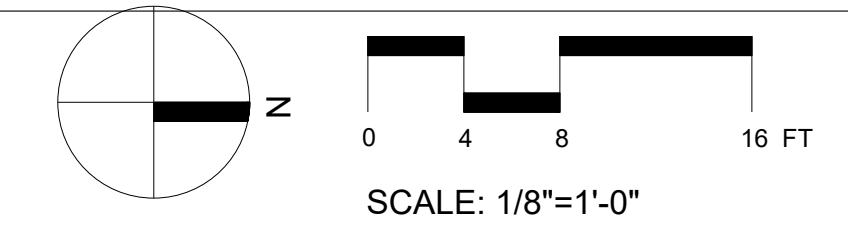
SHEET OF



NOTE: REFER TO L510 FOR PLANT SCHEDULE AND QUANTITIES.



KEY PLAN



1 BLOCK A COURTYARD PLANTING PLAN
1/8"=1'-0"



PROJECT TITLE


100 CLINTON AVENUE
STAMFORD, CT 06901

PROJECT NUMBER

FDP RESUBMISSION	2/6/2023
100% DD SUBMISSION	12/05/2022
50% DD SUBMISSION	10/24/2022
FDP SUBMISSION	9/28/2022
ISSUED FOR	DATE

BLOCK A COURTYARD PLANTING PLAN

DRAWING TITLE



SCALE: AS NOTED

DATE:

DRAWN BY: DJL/B

CHECKED BY: BS

DRAWING NUMBER

L504

SHEET OF

DRAWING NAME: L50401001_100 CLINTON AVENUE BLOCK A COURTYARD PLANTING PLAN.dwg
DATE: 12/28/2022 3:57 PM

STREETSCAPE - SHEET L501

KEY	QTY	LATIN NAME	COMMON NAME	SIZE	SPACING	REMARKS/ Bloom// Foliage	Native/ Adapted	Height at Maturity
UNDERSTORY TREE								
AC	6	Amelanchier canadensis	Serviceberry	7'-8' ht.	as shown	3-5 multi-stem tree form	Native	20-30' ht.
AS	1	Acer saccharum	Sugar Maple	3-1/2" cal.	as shown	B&B single stem	Native	60-80' ht.
BN	7	Betula nigra	River Birch	7-8' ht.	as shown	multi-stem tree form	Native	40-70' ht.
CG	12	Crataegus crus-galli inermis	Thornless Hawthorn	7-8' ht.	as shown	3-5 multi-stem tree form	Native	20-30' ht.
SHRUB								
CL	10	Clethra alnifolia 'Hummingbird'	Hummingbird Clethra	#5	as shown		Native	
IG	37	Ilex glabra 'Shamrock'	Inkberry	#5	as shown		Native	
IV	23	Ilex verticillata 'Berry Poppins'	Winterberry Holly	#5	as shown		Native	
IV2	4	Ilex verticillata 'Mr. Poppins'	Winterberry Holly	#5	as shown		Native	
RP	33	Rhododendron 'Girard's Pleasant White'	White Azalea	#5	as shown		Adapted	
TB	28	Taxus baccata 'Stricta'	Irish Yew	7' ht.	as shown	matching	Adapted	
ORNAMENTAL GRASS								
CF		Carex flacca 'Blue Zinger'	Blue Zinger Sedge	#SP5	12" o.c.		Native	
CP		Carex pensylvanica	Pennsylvania Sedge	#1	18" o.c.		Native	
PA		Pennisetum alopecuroides 'Little Bunny'	Little Bunny Dwarf Fountain Grass	#1	18" o.c.		Native	
PC		Panicum virgatum 'Cloud Nine'	Switch Grass	#1	18" o.c.		Native	
PV		Panicum virgatum 'Heavy Metal'	Switch Grass	#1	18" o.c.		Native	
HERBACEOUS								
AH		Amsonia hubrichtii	Blue Star	#1	12" o.c.		Native	
AT		Asclepias incarnata	Swamp Milkweed	#1	18" o.c.		Native	
BA		Baptisia australis	Blue False Indigo	#1	12" o.c.		Native	
CN		Calamintha nepeta ssp. Nepeta	Calamint	#SP5	12" o.c.		Native	

BLOCK B CENTRAL COURTYARD - SHEET L502

KEY	QUANTITY	LATIN NAME	COMMON NAME	SIZE	SPACING	LIGHT REQUIREMENTS	EVERGREEN	REMARKS/ Bloom// Foliage	Native/ Adapted
TREES									
BN	7	Betula Nigra 'HERITAGE'	River Birch	6-7' ht.	as shown	Sun-Pt. Shade			
PY	5	Prunus x yedoensis	Yoshino Cherry	6-7' ht.	as shown	Sun - Pt. Shade			
SHRUB									
CT		Calliopsis americana 'Profusion'	Profusion Beautyberry	#5	as shown	Sun-Pt. Shade			
EF		Euonymus fortunei 'Emerald 'n' Gold'	Wintercreeper Euonymus	#3	as shown	Sun-Pt. Shade	Y		Adapted
FG		Fothergilla gardenii 'Blue Mist'	Blue Mist Fothergilla	#5	as shown	Pt. Sun - Shade			
HQ		Hydrangea quercifolia 'Snow Queen'	Oakleaf Hydrangea	#5	as shown	Sun-Pt. Shade			
IG		Ilex glabra 'Densa'	Dense Inkberry	#5	as shown	Sun-Pt. Shade	Y		Native
ID		Ilex verticillata 'Jim Dandy'	Winterberry (MALE)	#5	as shown	Pt. Sun - Shade			
IV		Ilex verticillata 'Nana' RED SPRITE	Winterberry	#5	as shown	Pt. Sun - Shade			
KL		Kalmia latifolia	Mountain Laurel	#5	as shown	Pt. Shade	Y		Native
KL2		Kalmia latifolia 'Bullseye'	Mountain Laurel	#5	as shown	Pt. Shade	Y		Native
ORNAMENTAL GRASS									
CF		Carex flacca 'Blue Zinger'	Blue Zinger Sedge	#SP5	12" o.c.	Sun-Pt. Shade			Native
CP		Carex pensylvanica	Pennsylvania Sedge	#1	18" o.c.	Sun-Pt. Shade			Native
DC		Deschampsia cespitosa	Tufted Hair Grass	#1	18" o.c.	Pt. Shade			
PV		Panicum virgatum 'Shenandoah'	Switchgrass	#3	24" o.c.	Sun-Pt. Shade			
HERBACEOUS									
CN		Calamintha nepeta ssp. nepeta	Calamint	#1	12" o.c.	Sun-Pt. Shade			
ER		Echinacea purpurea	Purple Coneflower	#1	18" o.c.	Sun-Pt. Shade			
EC		Echinops Ritro 'Veitch's Blue'	Small Globe Thistle	#3	12" o.c.	Sun-Pt. Shade			
ED		Eurybia divaricata	White Wood Aster	#1	12" o.c.	Shade			
EG		Epimedium grandiflorum 'Rose Queen'	Bishop's Hat	#1	12" o.c.	Pt. Shade			
SE		Sedum 'Autumn Joy'	Autumn Joy Sedum	#3	12" o.c.	Sun - Pt. Shade			
TC		Tiarella cordifolia	Foamflower	#SP5	12" o.c.	Pt. Shade-Shade			
FERNS									
AN		Athyrium niponicum var. pictum	Japanese painted fern	#1	12" o.c.	Shade			Adapted
DM		Dryopteris marginalis	Eastern Wood Fern	#1	12" o.c.	Shade			Native
DP		Dryopteris pseudofilix-mas	Mexican male fern	#1	18" o.c.	Shade			Native
PA		Polystichum acrostichoides	Christmas fern	#1	12" o.c.	Shade			Native

BLOCK B NORTH COURTYARD - SHEET L503

KEY	QUANTITY	LATIN NAME	COMMON NAME	SIZE	SPACING	LIGHT REQUIREMENTS	EVERGREEN	REMARKS/ Bloom// Foliage	Native/ Adapted
TREES									
CC	8	Carpinus betulus	European Hornbeam	6-7' ht.	as shown	Pt.-Full Shade			Native
PY	5	Prunus x yedoensis	Yoshino Cherry	6-7' ht.	as shown	Sun - Pt. Shade			
SHRUB									
FG		Fothergilla gardenii 'Blue Mist'	Blue Mist Fothergilla	#5	as shown	Pt. Sun - Shade			
ID		Ilex verticillata 'Jim Dandy'	Winterberry (MALE)	#5	as shown	Pt. Sun - Shade			
IV		Ilex verticillata 'Nana' RED SPRITE	Winterberry	#5	as shown	Pt. Sun - Shade			
KL		Kalmia latifolia	Mountain Laurel	#5	as shown	Pt. Shade	Y		Native
KL2		Kalmia latifolia 'Bullseye'	Mountain Laurel	#5	as shown	Pt. Shade	Y		Native
RC		Rhododendron 'Catawbiense Album'	Catawba Rhododendron	#7	as shown	Pt. Shade	Y		Adapted
RN		Rhododendron 'Nova Zembla'	Rhododendron	#7	as shown	Sun-Pt. Shade	Y		Adapted
ORNAMENTAL GRASS									
CF		Carex flacca 'Blue Zinger'	Blue Zinger Sedge	#SP5	12" o.c.	Sun-Pt. Shade			Native
CP		Carex pensylvanica	Pennsylvania Sedge	#1	18" o.c.	Sun-Pt. Shade			Native
DC		Deschampsia cespitosa	Tufted Hair Grass	#1	18" o.c.	Pt. Shade			
PV		Panicum virgatum 'Shenandoah'	Switchgrass	#3	24" o.c.	Sun-Pt. Shade			
HERBACEOUS									
ED		Eurybia divaricata	White Wood Aster	#1	12" o.c.	Shade			
EG		Epimedium grandiflorum 'Rose Queen'	Bishop's Hat	#1	12" o.c.	Pt. Shade			
GP		Gaultheria procumbens	Wintergreen	#1	12" o.c.	Shade	Y		
PT		Pachysandra terminalis	Pachysandra	#1	8" o.c.	Shade	Y		
PO		Polygonatum odoratum 'Variegatum'	Solomon's Seal	#1	12" o.c.	Shade			
TC		Tiarella cordifolia	Foamflower	#SP5	12" o.c.	Pt. Shade-Shade			
FERNS									
AN		Athyrium niponicum var. pictum	Japanese painted fern	#1	12" o.c.	Shade			Adapted
DM		Dryopteris marginalis	Eastern Wood Fern	#1	12" o.c.	Shade			Native
DP		Dryopteris pseudofilix-mas	Mexican male fern	#1	18" o.c.	Shade			Native
PA		Polystichum acrostichoides	Christmas fern	#1	12" o.c.	Shade			Native

BLOCK A COURTYARD - SHEET L504

KEY	QUANTITY	LATIN NAME	COMMON NAME	SIZE	SPACING	LIGHT REQUIREMENTS	EVERGREEN	REMARKS/ Bloom// Foliage	Native/ Adapted
TREES									
BN	10	Betula Nigra 'HERITAGE'	River Birch	6-7' ht.	as shown	Sun-Pt. Shade			
CC	28	Carpinus betulus	European Hornbeam	6-7' ht.	as shown	Pt.-Full Shade			Native
SHRUB									
CT		Calliopsis americana 'Profusion'	Profusion Beautyberry	#5	as shown	Sun-Pt. Shade			
CS		Cornus sericea 'Kelsey'	Kelsey Redosier Dogwood	#3	as shown	Sun-Pt. Shade			
HQ		Hydrangea quercifolia 'Snow Queen'	Oakleaf Hydrangea	#5	as shown	Sun-Pt.Shade			
IG		Ilex glabra 'Densa'	Dense Inkberry	#5	as shown	Sun-Pt. Shade	Y		Native
ID		Ilex verticillata 'Jim Dandy'	Winterberry (MALE)	#5	as shown	Pt. Sun - Shade			
IV		Ilex verticillata 'Nana' RED SPRITE	Winterberry	#5	as shown	Pt. Sun - Shade			
KL		Kalmia latifolia	Mountain Laurel	#5	as shown	Pt. Shade	Y		Native
KL2		Kalmia latifolia 'Bullseye'	Mountain Laurel	#5	as shown	Pt. Shade	Y		Native
ORNAMENTAL GRASS									
CF		Carex flacca 'Blue Zinger'	Blue Zinger Sedge	#SP5	12" o.c.	Sun-Pt. Shade			Native
CP		Carex pensylvanica	Pennsylvania Sedge	#1	18" o.c.	Sun-Pt. Shade			Native
DC		Deschampsia cespitosa	Tufted Hair Grass	#1	18" o.c.	Pt. Shade			
PV		Panicum virgatum 'Shenandoah'	Switchgrass	#3	24" o.c.	Sun-Pt. Shade			
HERBACEOUS									
AS		Achillea serbica	Serbian Yarrow	#1	12" o.c.	Sun	Y		
AH		Amsonia hubrichtii	Hubricht's bluestar	#3	12" o.c.	Sun - Pt. Shade			
AD		Allium sphaerocephalon	Drumstick Allium	#1	12" o.c.	Sun - Pt. Shade			
ED		Eurybia divaricata	White Wood Aster	#1	12" o.c.	Shade			
EG		Epimedium grandiflorum 'Rose Queen'	Bishop's Hat	#1	12" o.c.	Pt. Shade			
GP		Gaultheria procumbens	Wintergreen	#1	12" o.c.	Shade	Y		
SE		Sedum 'Autumn Joy'	Autumn Joy Sedum	#3	12" o.c.	Sun - Pt. Shade			
TC		Tiarella cordifolia	Foamflower	#SP5	12" o.c.	Pt. Shade-Shade			
FERNS									
AN		Athyrium niponicum var. pictum	Japanese painted fern	#1	12" o.c.	Shade			Adapted
DM		Dryopteris marginalis	Eastern Wood Fern	#1	12" o.c.	Shade			Native
DP		Dryopteris pseudofilix-mas	Mexican male fern	#1	18" o.c.	Shade			Native
PA		Polystichum acrostichoides	Christmas fern	#1	12" o.c.	Shade			Native



PROJECT TITLE

100 CLINTON AVENUE
STAMFORD, CT 06901

PROJECT NUMBER

FDP RESUBMISSION	2/6/2023
100% DD SUBMISSION	12/05/2022
50% DD SUBMISSION	10/24/2022
FDP SUBMISSION	9/28/2022
ISSUED FOR	DATE

PLANT SCHEDULE

DRAWING TITLE



SCALE: AS NOTED

DATE:

DRAWN BY: GJLB

CHECKED BY: BS

DRAWING NUMBER

L510

SHEET OF

CANOPY TREES



Amelanchier canadensis
(Serviceberry)



Acer saccharum
(Sugar Maple)

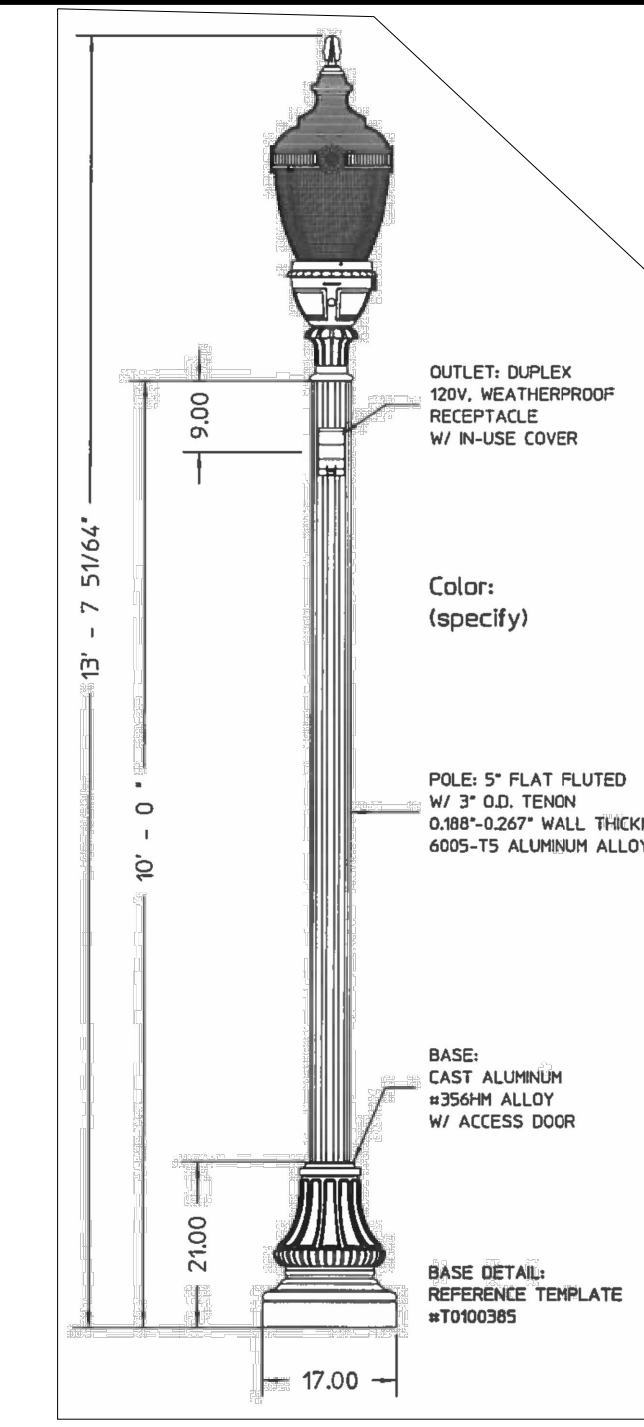


Betula nigra
(River Birch)

LIGHTING



Bollard Light
Flindt Garden Bollard
Louis Poulsen



Street Pole Light
City of Stamford Typical Pole Light
Hadco

SHRUBS



Clethra alnifolia (Sweet Pepperbush)



Ilex verticillata (Winterberry)



Taxus bacatta 'Stricta' (Irish Yew)

PERENNIALS, GRASSES & GROUNDCOVERS




Carex pensylvanica (Sedge)



Carex flacca (Sedge)



Pennisetum alopecuroides
(Fountain Grass)



Panicum virgatum
(Switchgrass)



Amsonia hubrichtii
(Bluestar)




Baptisia australis
(Blue False Indigo)




Calamintha nepeta ssp. Nepeta
(Calamint)

PAVING MATERIALS



Pedestrian Access Path Paving
Plank unit pavers



Typical Sidewalk Paving
CIP Concrete sidewalk with brick
herringbone strip against curb



PROJECT TITLE


100 CLINTON AVENUE
STAMFORD, CT 06901

PROJECT NUMBER

FDP RESUBMISSION	2/6/2023
100% DD SUBMISSION	12/05/2022
50% DD SUBMISSION	10/24/2022
FDP SUBMISSION	9/28/2022
ISSUED FOR	DATE

STREETSCAPE
PLANTING AND
LIGHTING PHOTOS

DRAWING TITLE



SCALE: AS NOTED

DATE:

DRAWN BY: DJLB

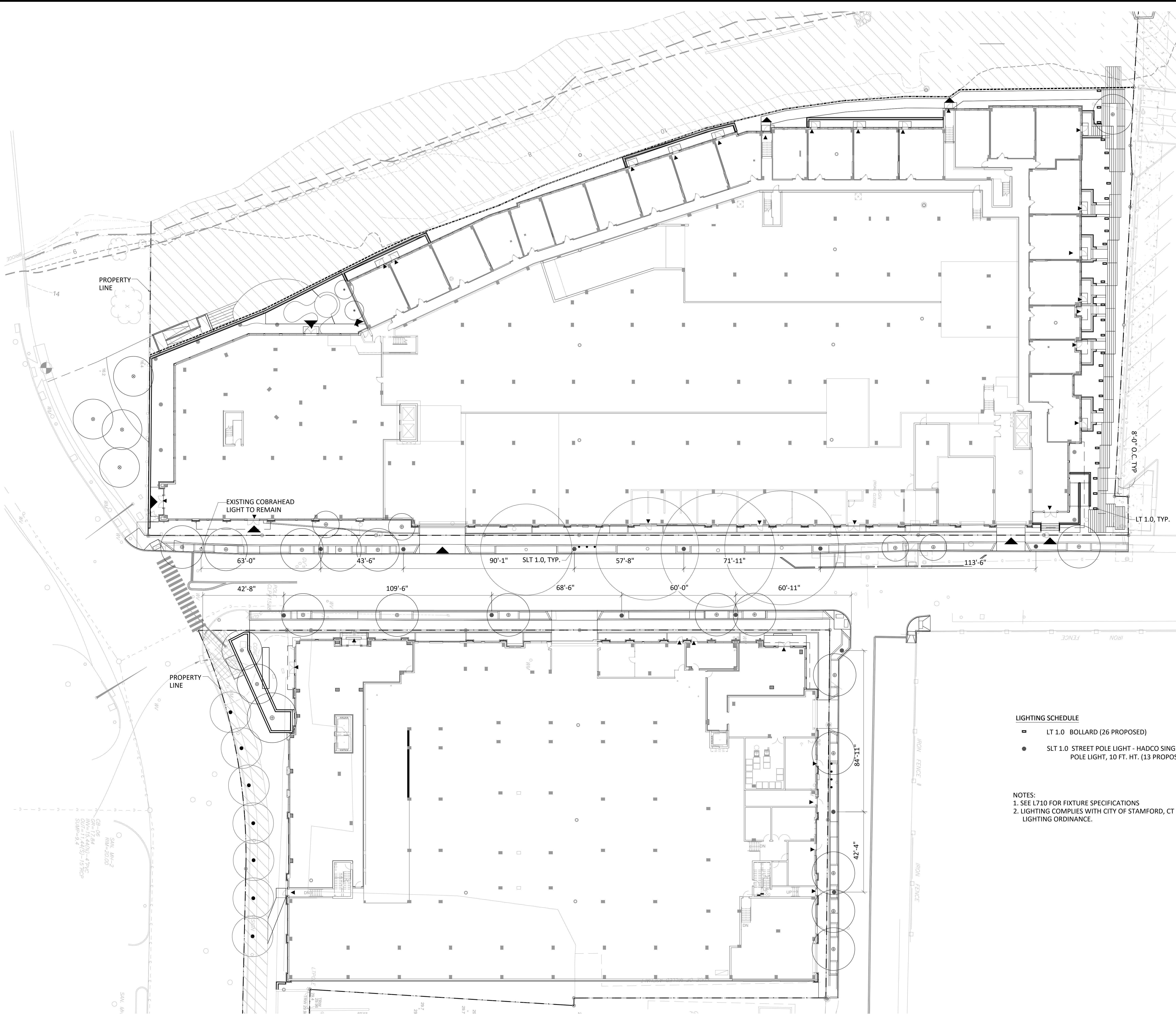
CHECKED BY: BS

DRAWING NUMBER

L511

SHEET OF

DRAWING NAME: L:\WORK\2023\100 Clinton Avenue\100 Clinton Avenue\01 - PLANT PHOTOS.dwg
PLOT DATE: 2/2/2023 3:57 PM



LIGHTING SCHEDULE

- LT 1.0 BOLLARD (26 PROPOSED)
- SLT 1.0 STREET POLE LIGHT - HADCO SINGLE GLOBE POLE LIGHT, 10 FT. HT. (13 PROPOSED)

NOTES:
 1. SEE L710 FOR FIXTURE SPECIFICATIONS
 2. LIGHTING COMPLIES WITH CITY OF STAMFORD, CT LIGHTING ORDINANCE.



PROJECT TITLE


100 CLINTON AVENUE
 STAMFORD, CT 06901

PROJECT NUMBER

FDP RESUBMISSION	2/6/2023
100% DD SUBMISSION	12/05/2022
50% DD SUBMISSION	10/24/2022
FDP SUBMISSION	9/28/2022
ISSUED FOR	DATE

STREETSCAPE LIGHTING PLAN

DRAWING TITLE



SCALE: AS NOTED
 DATE:
 DRAWN BY: GJLB
 CHECKED BY: BS
 DRAWING NUMBER

L701

SHEET OF

1 STREETScape LIGHTING PLAN
 1"=20'-0"

DRAWING NAME: L701010101_100 Clinton Avenue Lighting Schedule - Streetscape Lighting Plan.dwg
 PLOT DATE: 2/2/2023 1:58 PM

PROJECT TITLE

100 CLINTON AVENUE
 STAMFORD, CT 06901

PROJECT NUMBER

FDP RESUBMISSION	2/6/2023
100% DD SUBMISSION	12/05/2022
50% DD SUBMISSION	10/24/2022
FDP SUBMISSION	9/28/2022
ISSUED FOR	DATE

BLOCK B CENTRAL COURTYARD LIGHTING PLAN

DRAWING TITLE



SCALE: AS NOTED

DATE:

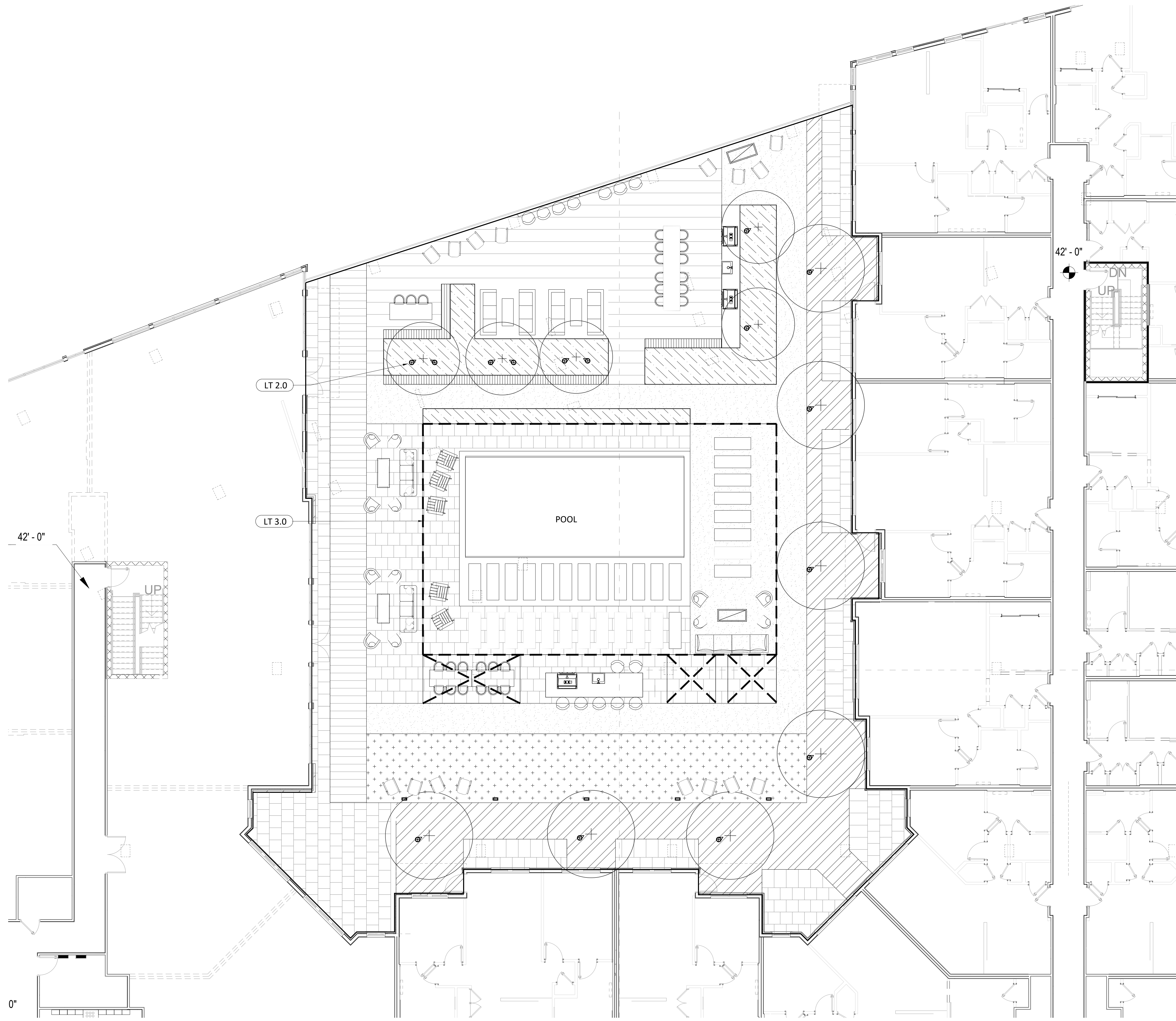
DRAWN BY : DJLB

CHECKED BY: BS

DRAWING NUMBER

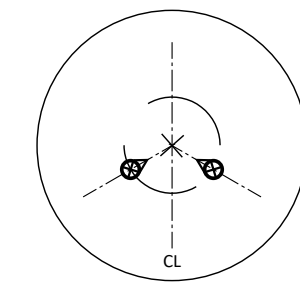
L702

SHEET OF



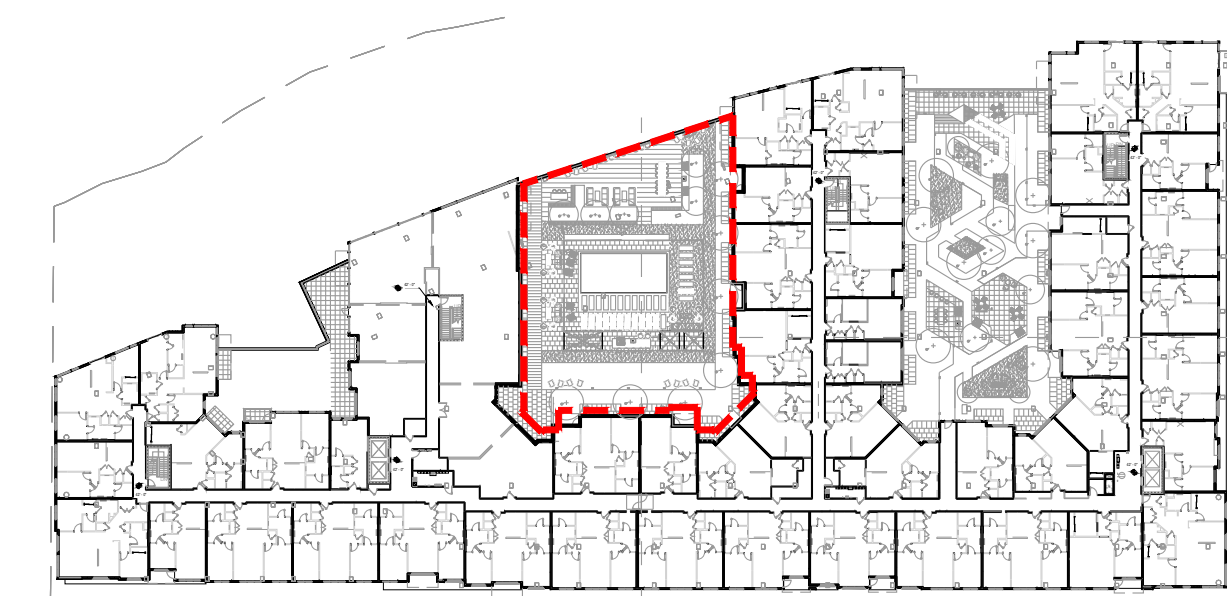
LIGHTING SCHEDULE

- LT 1.0 BOLLARD
- ⊗ LT 2.0 TREE UPLIGHT
- - - LT 3.0 STRING LIGHT

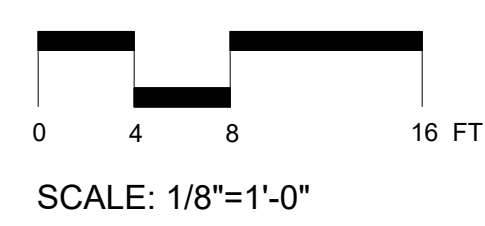
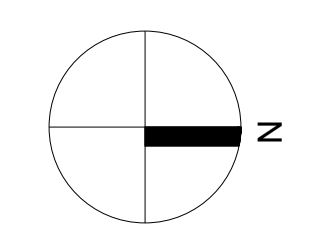
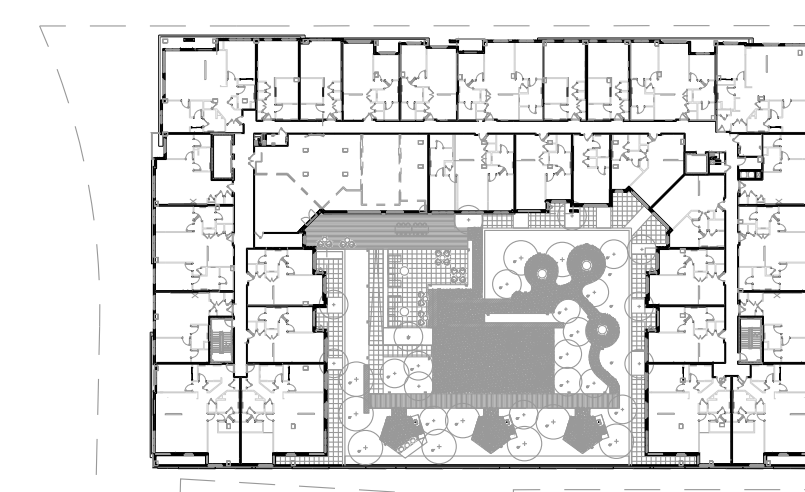


NOTES:

1. TREE UPLIGHTS TO BE PLACED AS SHOWN IN PLAN.
2. TREE UPLIGHTS TO BE PLACED TO LIGHT TREE AWAY FROM UNITS.
3. SEE L710 FOR FIXTURE SPECIFICATIONS
4. LIGHTING COMPLIES WITH CITY OF STAMFORD, CT LIGHTING ORDINANCE.



KEY PLAN



SCALE: 1/8"=1'-0"

1 BLOCK B CENTRAL COURTYARD LIGHTING PLAN
 1/8"=1'-0"

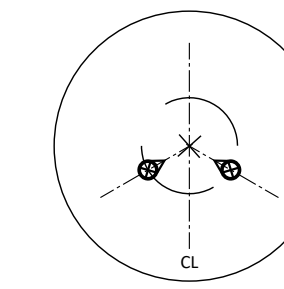
DRAWING NAME: L:\06\2023\100 Clinton Avenue\Working\06\2023\100 Clinton Avenue\06\2023\100 Clinton Avenue\Lighting\PLAN.rvt
 PLOT DATE: 2/7/2023 3:58 PM

DRAWING NAME: 100 CLINTON AVENUE, STAMFORD, CT - BLOCK B NORTH COURTYARD LIGHTING PLAN
DATE: 12/20/2023 3:58 PM



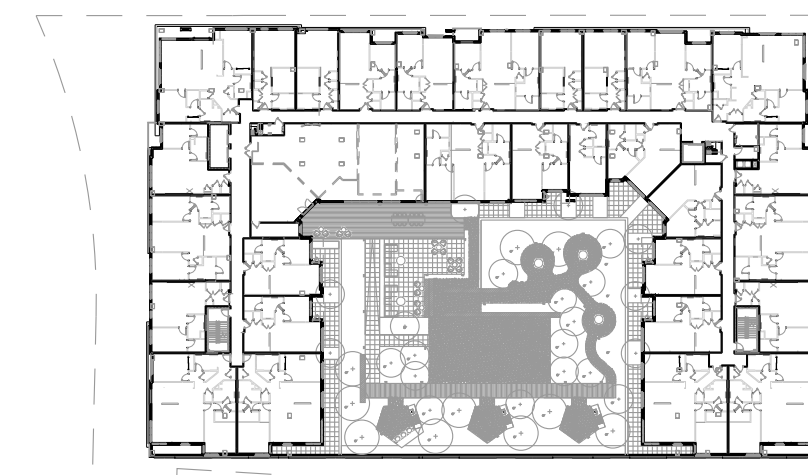
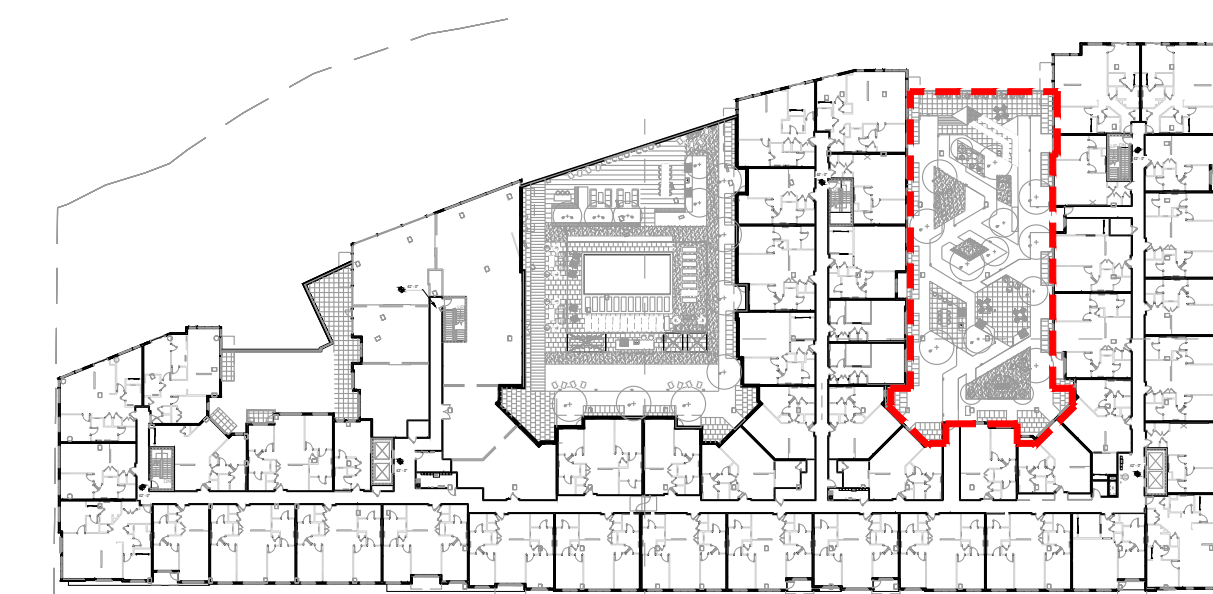
LIGHTING SCHEDULE

- LT 1.0 BOLLARD
- LT 2.0 TREE UPLIGHT
- - - LT 3.0 STRING LIGHT

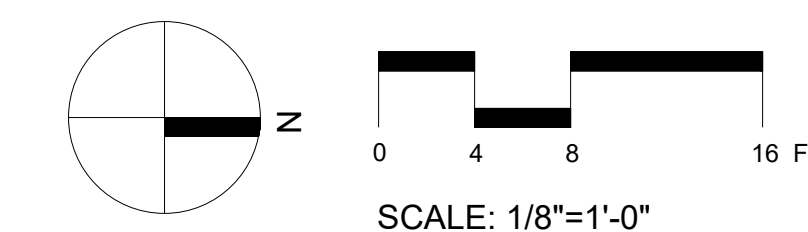


NOTES:

1. TREE UPLIGHTS TO BE PLACED AS SHOWN IN PLAN.
2. TREE UPLIGHTS TO BE PLACED TO LIGHT TREE AWAY FROM UNITS.
3. SEE L710 FOR FIXTURE SPECIFICATIONS
4. LIGHTING COMPLIES WITH CITY OF STAMFORD, CT LIGHTING ORDINANCE.



KEY PLAN



1 BLOCK B NORTH COURTYARD LIGHTING PLAN
1/8"=1'-0"

PROJECT TITLE


100 CLINTON AVENUE
STAMFORD, CT 06901

PROJECT NUMBER

FDP RESUBMISSION	2/6/2023
100% DD SUBMISSION	12/05/2022
50% DD SUBMISSION	10/24/2022
FDP SUBMISSION	9/28/2022
ISSUED FOR	DATE

BLOCK B NORTH COURTYARD LIGHTING PLAN

DRAWING TITLE



SCALE: AS NOTED

DATE:

DRAWN BY: GJLB

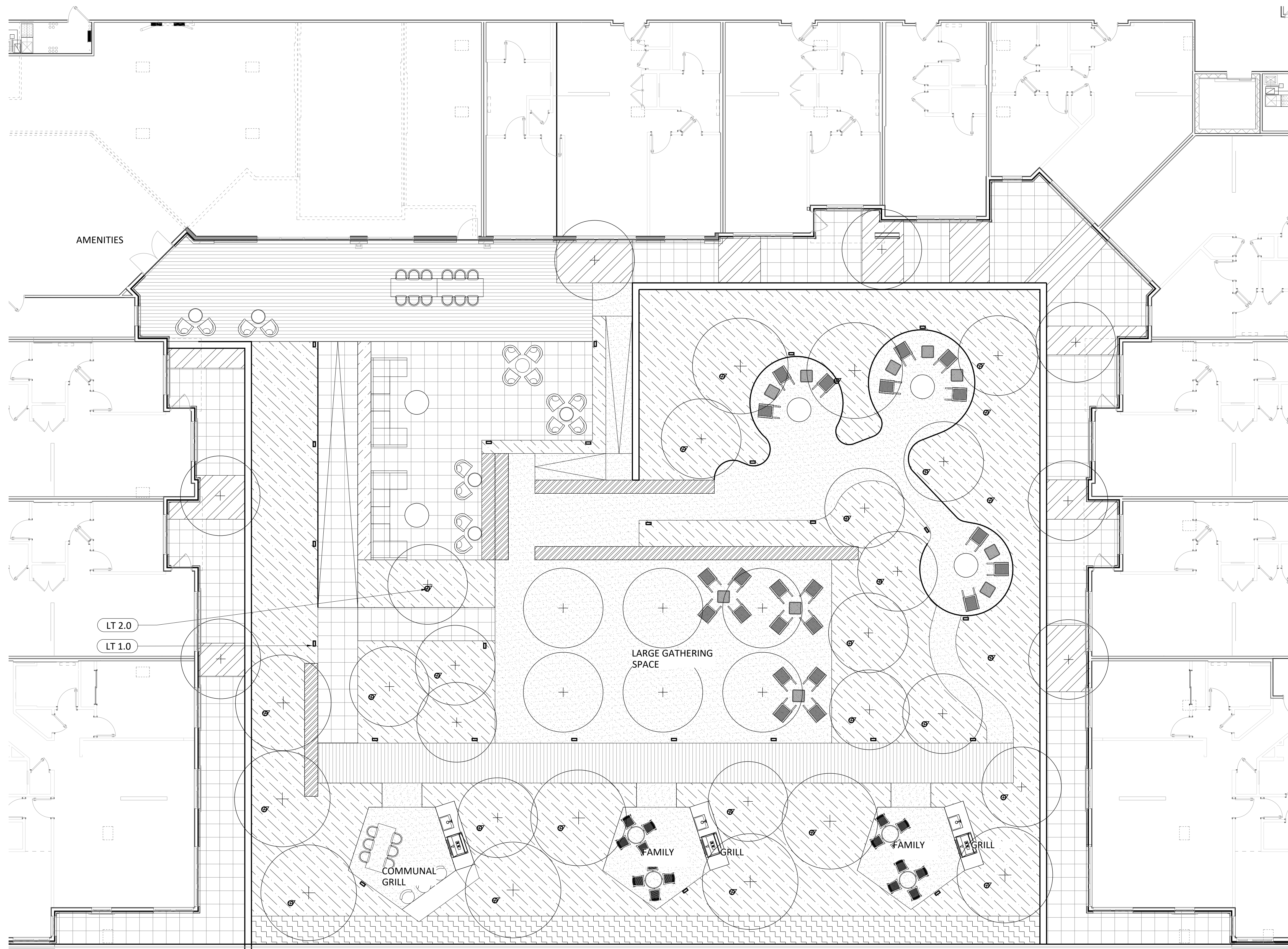
CHECKED BY: BS

DRAWING NUMBER

L703

SHEET OF

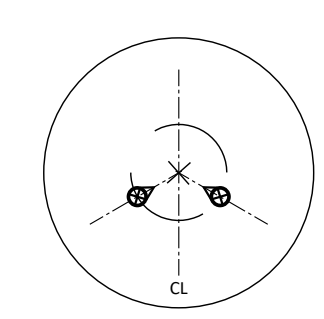
DRAWING NAME: 1700012002_100 Clinton Avenue Block A Courtyard Lighting Plan.rvt
 DATE: 12/28/2022 3:58 PM
 USER: JLS



1 BLOCK A COURTYARD LIGHTING PLAN
 1/8"=1'-0"

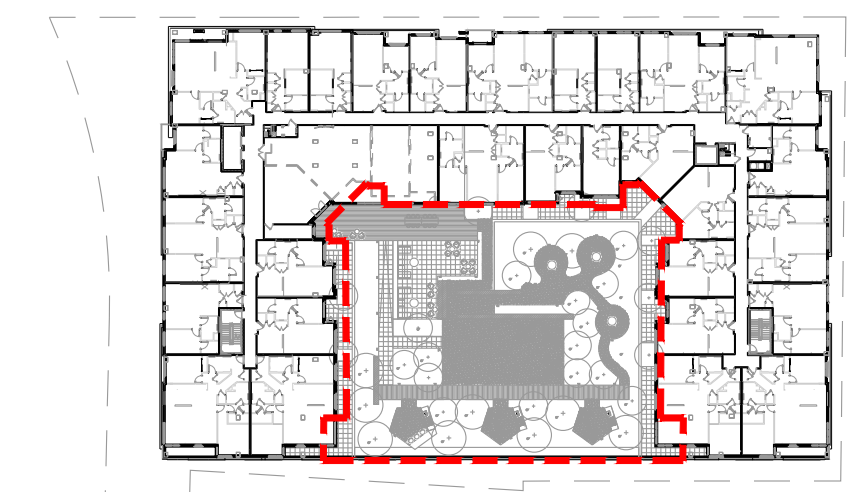
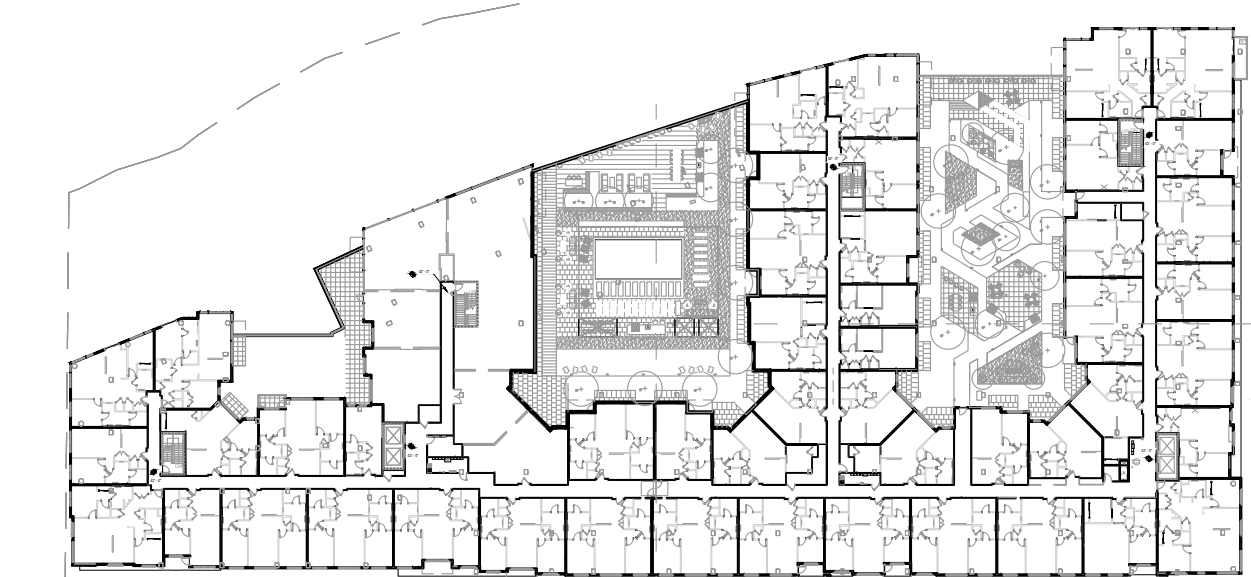
LIGHTING SCHEDULE

- LT 1.0 BOLLARD
- ⊗ LT 2.0 TREE UPLIGHT
- LT 3.0 STRING LIGHT

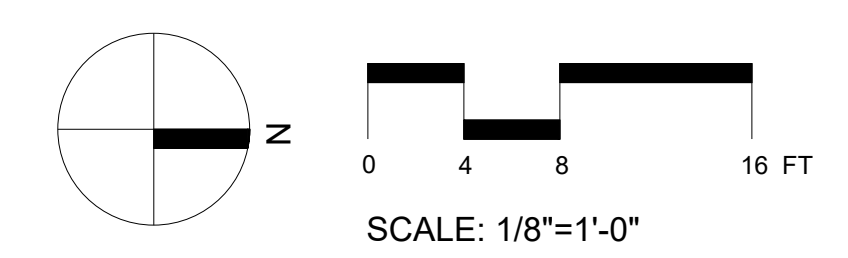


NOTES:

1. TREE UPLIGHTS TO BE PLACED AS SHOWN IN PLAN.
2. TREE UPLIGHTS TO BE PLACED TO LIGHT TREE AWAY FROM UNITS.
3. SEE L710 FOR FIXTURE SPECIFICATIONS
4. LIGHTING COMPLIES WITH CITY OF STAMFORD, CT LIGHTING ORDINANCE.



KEY PLAN



SCALE: 1/8"=1'-0"



PROJECT TITLE


100 CLINTON AVENUE
 STAMFORD, CT 06901

PROJECT NUMBER

FDP RESUBMISSION	2/6/2023
100% DD SUBMISSION	12/05/2022
50% DD SUBMISSION	10/24/2022
FDP SUBMISSION	9/28/2022
ISSUED FOR	DATE

BLOCK A COURTYARD LIGHTING PLAN

DRAWING TITLE



SCALE: AS NOTED

DATE:

DRAWN BY: DJLB

CHECKED BY: BS

DRAWING NUMBER

L704

SHEET

OF

Ordering Guide:
 58203: LUMINAIRE - 85W GL
 58203A: LUMINAIRE - 55W GL
 58203B: UP POLE
 58203C: LP POLE

PRODUCT APPROVALS
 HADCO
 SAKK

CONFIDENTIAL:
 This drawing is confidential and proprietary to HADCO. It is the property of HADCO and shall not be reproduced, stored in a retrieval system, or transmitted in any form or by any means, electronic, mechanical, photocopying, recording, or by any information storage and retrieval system, without the express written consent of HADCO. Any use hereof or of any of the contents or details herein shall be for the sole benefit of HADCO. ©2008 HADCO, a Philips group brand.

MAKE SURE:
 THIS DRAWING IS FOR REFERENCE ONLY. CHECK FOR LATEST REVISION PRIOR TO ORDERING!

Luminaire Matrix
 COLOR (Specify):
 BLACK
 WHITE
 BRONZE
 GREEN
 SILVER

FASTENERS:
 X HEX
 ALLEN

REFLECTOR:
 SR REFLECTOR
 SR REFLECTOR w/ H.S.S.
 H.S.S.
 X FULL TOP
 NONE

FINISH CONTROL:
 BUTTON-EYE
 X HES-LOCK RECEIPT
 NONE

SOCKET:
 HEDAH
 HODL
 X INDUCTIVE

WATTAGE (Specify):
 20W HH
 30W HH
 50W HH
 75W HH
 100W HH
 150W HH
 200W HH
 250W HH
 300W HH
 350W HH
 400W HH
 450W HH
 500W HH
 550W HH
 600W HH
 650W HH
 700W HH
 750W HH
 800W HH
 850W HH
 900W HH
 950W HH
 1000W HH

VOLTAGE:
 X 20V
 20V
 25V
 27V
 30V

City of Stamford
 REP. TERRITORY: **DRAN BY: TAG**
27
 SCALE DATE: **1:20 10.22.02**
 DRAWING NUMBER: **58203B**
 REP: **Lightoller-CJ**
 REV. # POL. 08-043
 BY: JMS DATE: 07.21.09

1 SLT 1.0 - STREET POLE LIGHT

Specification sheet 1/4

FLINDT GARDEN BOLLARD

Project name: _____
 Project type: _____
 Notes: _____

Design
 Designer: JMS

Product description
 Beautifully crafted stainless steel post with a curved surface that is gently fluted. Top section contains downward facing LED. A horizontal connection bar connects the top ends of the bollard. Available in two heights, 13.8" and 22.2". Available in three different mounting methods, with a base plate for anchoring into decks, or an anchor for casting in new concrete pad, or a spike for placing in soil or gravel. Part of a family.

Variant options

Dimensions	Color	Mounting	Light source	Lumen	Voltage frequency
LONG	Color color	Anchor with power supply	7W LED5700K	215	24V
SHORT	Natural paint aluminum	Base with power supply	7W LED5700K	248	
		Spike with power supply	7W LED5700K	282	

louis poulsen © Louis Poulsen 2019 louispoulsen.com

2 LT 1.0 - BOLLARD LIGHT

HK USA Lighting Group Project Name: _____
 Fixture Type: _____

ZXL16-NF LED Area Accent - ZXL16 Series

Product Features
 - Area accent lighting for architectural and landscape application.
 - ETL outdoor wet location listed, IP67 standard.
 - Machined from solid billet 6061-T6 corrosion resistant aluminum.
 - 240° vertical and 360° horizontal adjustment via unique swivel stem design.
 - Modular components - field changeable LED module & beam spread reflectors.

Specification
Materials: Machined from billet 6061-T6 corrosion resistant aluminum with 304 stainless steel hardware. Available in 304/316 stainless steel or 303 brass upon request.
Light Source: CR 81. Available in CRI95 upon request. The chromaticity range is within a 3 lamp MacAdam Ellipse. Standard CCT options are 2700K, 3000K, 4000K.
Hood and Glass Shield: 3 available hood options to suit any application. 3 optional glass shields (short, long, angled) to complement each hood choice. See page 3 for details.
Lamp Base/Socket: Innovative cone-shaped lamp base and proprietary socket maximizes the surface contact area to dissipate heat most effectively. See "Resources" for details.
Voltage: 12V AC/DC. Requires remote step-down transformer.
Dimmability: MLV or ELV.

Finish: Polyester powder coat on all aluminum materials with RAL6013 compliance. Hoods are available in stainless steel and brass models are provided with brushed surface.
Optical Accessories: Accepts up to 3 accessories (bezel boomer, optical lenses, dichroic color filters, etc.). Secured in place with metal snap rings.
Mounting Method: Mounts using 1/2"-14 NPS male fitting compatible with all HK Lighting Group mounting devices.

Ordering Guide

SERIES	MATERIAL	HOOD	GLASS SHIELD	VOLTAGE	WATTAGE	CCT	OPTICS	FINISH	OPTICAL ACCESSORIES ¹	MOUNTING ACCESSORIES ²
ZXL16-NF	BLANK Aluminum/316	A - HHOOD	GLS	12V	5 W	27 3000K	20 20°	ST	None	None
	304	B - HHOOD	GLS		10 W	27 3000K	20 20°	ST	Black Powder Coat	See page 3 for quick reference
	316	C - HHOOD	GLS		15 W	27 3000K	20 20°	ST	White Powder Coat	See page 3 for quick reference
	304	D - HHOOD	GLS		20 W	27 3000K	20 20°	ST	Black Powder Coat	See page 3 for quick reference
	316	E - HHOOD	GLS		25 W	27 3000K	20 20°	ST	White Powder Coat	See page 3 for quick reference
	304	F - HHOOD	GLS		30 W	27 3000K	20 20°	ST	Black Powder Coat	See page 3 for quick reference
	316	G - HHOOD	GLS		35 W	27 3000K	20 20°	ST	White Powder Coat	See page 3 for quick reference

Product Drawings

HK USA Lighting Group 3529 Old Conejo Road #118 Newbury Park CA 91320 TEL 805 480 4881 FAX 805 480 4811 sales@hlightinggroup.com

3 LT 2.0 - TREE UPLIGHT

LLI ARCHITECTURAL LIGHTING SPECIFIER PROJECT DATE: _____

LINE VOLTAGE STATIC WHITE LED NEON - 120V

Dome Profile / Side Bending / PVC

TECHNICAL INFORMATION
 NOTE: All data in V - 25° tolerance.
WATTAGE: 3.1W per foot
BEND ORIENTATION: Side bend
IP RATING: IP65 - wet locations not suitable for submersion. Inverted protection applied to both environments. Meets UL9199 standard.
HOUSING MATERIAL: PVC
OUTPUT: 2200K - 104 lm/ft
 2700K - 128 lm/ft
 3000K - 128 lm/ft
 3500K - 128 lm/ft
 4000K - 128 lm/ft
INPUT VOLTAGE: 120VAC
CR: 80-
SEGMENT LENGTH: Every 3.28', not field-cuttable
DIMMABLE: Yes, compatible with ELV reverse phase dimmers
MAJOR RUN: 658 feet run for individual sections. 1200 feet run for two (2x658) sections joined by jumper cable. See page 5-3.
LLI-NAC-67-ETL-BOX-300X: Fuse box required per run.
DIMENSIONS: 0.43" W x 1.14" H (11.5mm x 29mm)
MINIMUM BEND: 4.72" diameter
INSTALLATION TEMP: 4°F to 120°F
ORDERING TEMP: 4°F to 120°F
WARRANTY: 3 year limited

PART NUMBER BUILDER / ORDERING GUIDE
 Example part number: LLI-NL1W-65-DSP-30K-120V-99in

SERIES	IP RATING	TYPE	CCT	VOLTAGE	LENGTH
LLI-NL1W	65	DSP	22K	120V	_____

LLI ARCHITECTURAL LIGHTING (847) 412-4880 QUOTES@LLILIGHTING.COM
 LLI ARCHITECTURAL LIGHTING RESERVES THE RIGHT TO CHANGE SPECIFICATIONS WITHOUT NOTICE.

4 LT 3.0 - STRING LIGHT

Specification sheet 1/3

TOLDBOD POLE

Project name: _____
 Project type: _____
 Notes: _____

Design
 Lasse Poulsen AS

Product description
 Robust aluminum pole with 6 inch bottom diameter, tapered at 1 inch height to 3 inch diameter. Provided with galvanized aluminum post arm designed specifically for Toldbod 11.4 Post.

Variant options

Dimensions	Color
10 FT	Black
10 FT	Natural paint aluminum

louis poulsen © Louis Poulsen 2019 louispoulsen.com

5 LT 4.0 - POLE LIGHT



PROJECT TITLE


100 CLINTON AVENUE
 STAMFORD, CT 06901

PROJECT NUMBER

ISSUED FOR	DATE
FDP RESUBMISSION	2/6/2023
100% DD SUBMISSION	12/05/2022
50% DD SUBMISSION	10/24/2022
FDP SUBMISSION	9/28/2022
ISSUED FOR	DATE

LIGHTING DETAILS

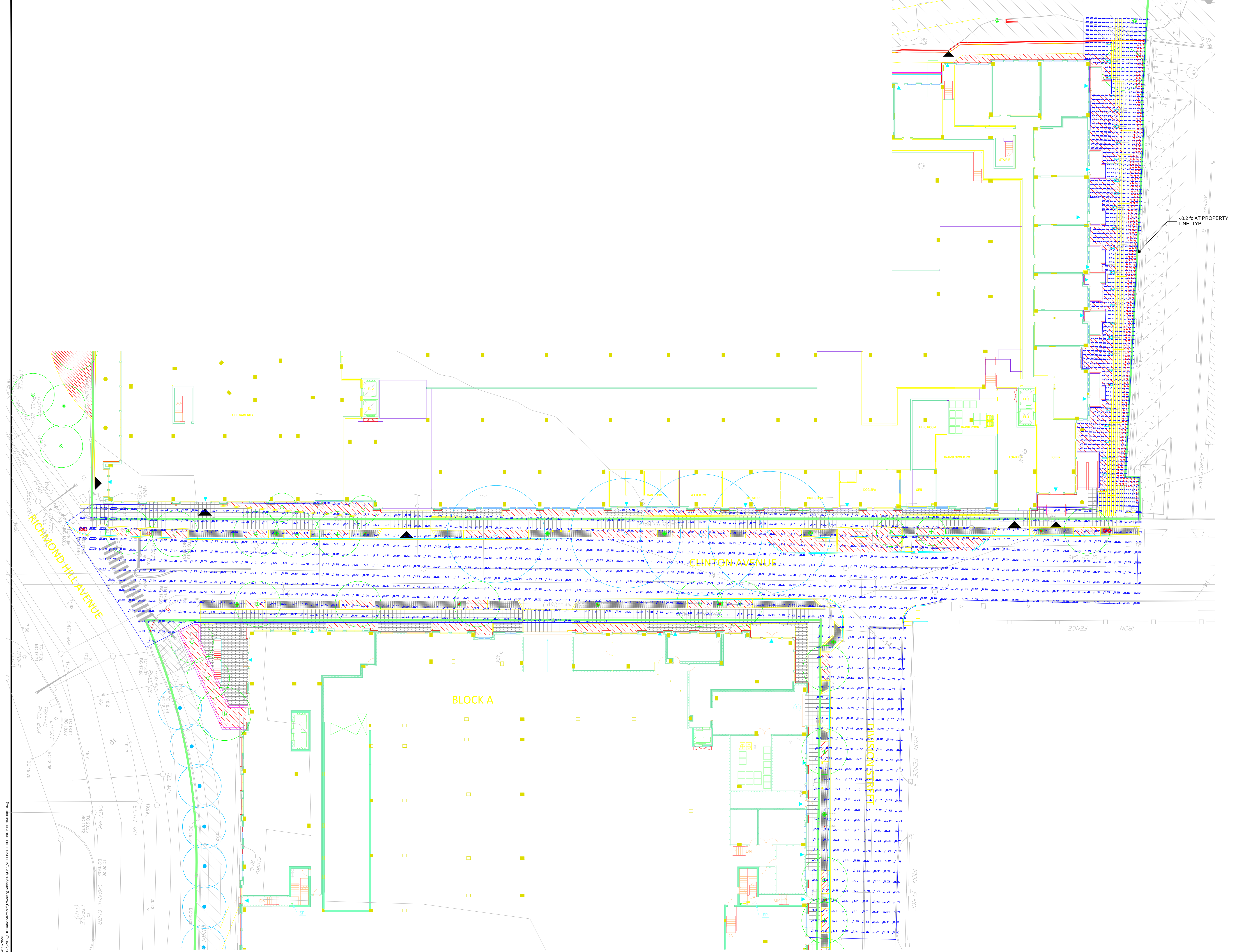
DRAWING TITLE



SCALE: AS NOTED
 DATE:
 DRAWN BY: DJLS
 CHECKED BY: BS
 DRAWING NUMBER

L710

SHEET OF



<0.2 ft AT PROPERTY LINE, TYP.



PROJECT TITLE

100 CLINTON AVENUE


STAMFORD, CT 06901

PROJECT NUMBER

FDP RESUBMISSION	2/6/2023
100% DD SUBMISSION	12/05/2022
50% DD SUBMISSION	10/24/2022
FDP SUBMISSION	9/28/2022
ISSUED FOR	DATE

STREETSCAPE PHOTOMETRICS

DRAWING TITLE



SCALE: AS NOTED

DATE:

DRAWN BY: GJLB

CHECKED BY: BS

DRAWING NUMBER

L711

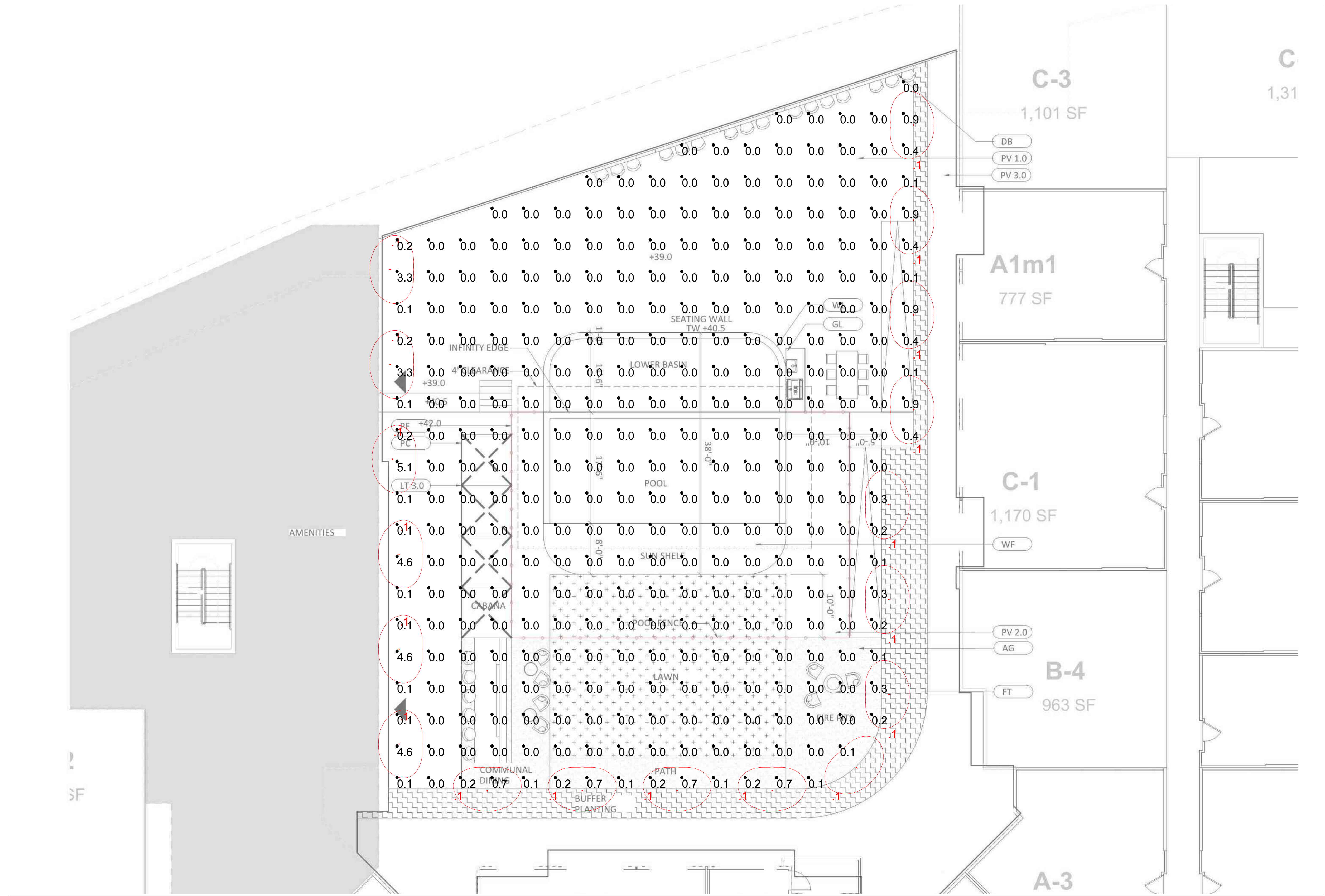
SHEET

OF

1 STREETSCAPE PHOTOMETRICS

DRAWING NAME: L7110001001_100 Clinton Avenue Block A - Street Scenery - Lighting Photometrics
PLOT DATE: 2/2/2023 1:58 PM

DRAWING NAME: L:\WORK\2023\100 CLINTON AVENUE\100 CLINTON AVENUE_COURTYARD_LANDSCAPE_ARCHITECTURE.dwg
 DATE: 2/2/2023 3:58 PM



Scale: 1 inch= 8 Ft.

1 BLOCK B CENTRAL COURTYARD PHOTOMETRICS



PROJECT TITLE


100 CLINTON AVENUE
 STAMFORD, CT 06901

PROJECT NUMBER

FDP RESUBMISSION	2/6/2023
100% DD SUBMISSION	12/05/2022
50% DD SUBMISSION	10/24/2022
FDP SUBMISSION	9/28/2022
ISSUED FOR	DATE

BLOCK B CENTRAL COURTYARD PHOTOMETRICS

DRAWING TITLE



SCALE: AS NOTED

DATE:

DRAWN BY: D.J.L.B.

CHECKED BY: BS

DRAWING NUMBER

L712

SHEET

OF



Scale: 1 inch= 8 Ft.

PROJECT TITLE

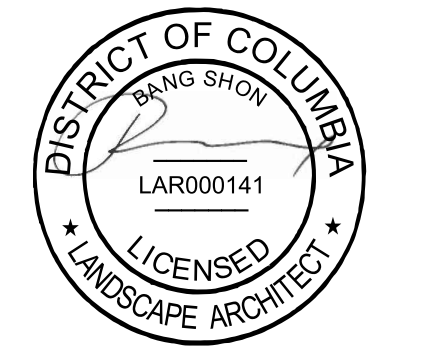
100 CLINTON AVENUE
 STAMFORD, CT 06901

PROJECT NUMBER

FDP RESUBMISSION	2/6/2023
100% DD SUBMISSION	12/05/2022
50% DD SUBMISSION	10/24/2022
FDP SUBMISSION	9/28/2022
ISSUED FOR	DATE

BLOCK B NORTH
 COURTYARD
 PHOTOMETRICS

DRAWING TITLE



SCALE: AS NOTED
 DATE:
 DRAWN BY: GJLB
 CHECKED BY: BS
 DRAWING NUMBER

L713

SHEET OF



Scale: 1 inch = 8 Ft.

1 BLOCK A COURTYARD PHOTOMETRICS

DRAWING NAME: L:\06100021_01_Courtyard_Schematic_Working\06100021_01_Courtyard_Schematic_Photos\PHOTOMETRICS.rvt



PROJECT TITLE

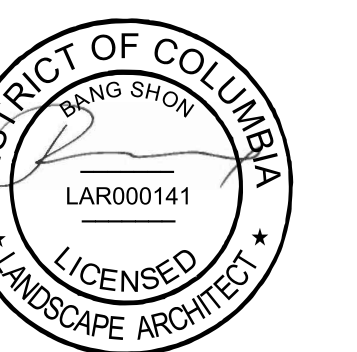
100 CLINTON AVENUE
STAMFORD, CT 06901

PROJECT NUMBER

FDP RESUBMISSION	2/6/2023
100% DD SUBMISSION	12/05/2022
50% DD SUBMISSION	10/24/2022
FDP SUBMISSION	9/28/2022
ISSUED FOR	DATE

BLOCK A COURTYARD
PHOTOMETRICS

DRAWING TITLE



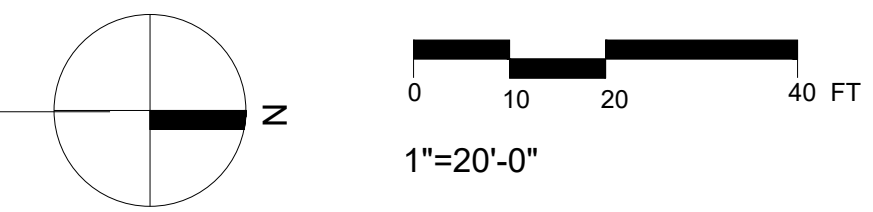
SCALE: AS NOTED
DATE:
DRAWN BY: DJLB
CHECKED BY: BS
DRAWING NUMBER

L714

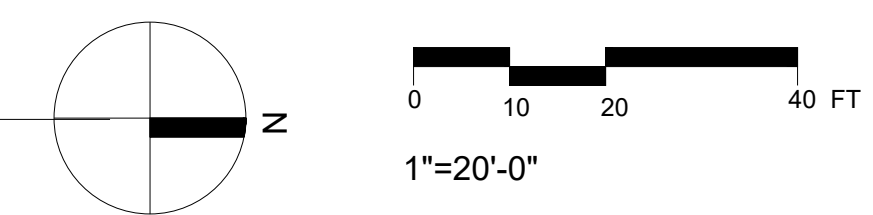
SHEET OF



1 DIVISION STREET PEDESTRIAN ACCESS SECTION
1"=20'-0"



2 DIVISION STREET PEDESTRIAN ACCESS PERSPECTIVE
1"=20'-0"



lai leone and associates inc.
landscape architecture • urban design • planning
438 Ave D • N. Washington • D.C. 20004 • 202.462.4332

PROJECT TITLE

100 CLINTON AVENUE
STAMFORD, CT 06901

PROJECT NUMBER

FDP RESUBMISSION	2/6/2023
100% DD SUBMISSION	12/05/2022
50% DD SUBMISSION	10/24/2022
FDP SUBMISSION	9/28/2022
ISSUED FOR	DATE

STREETSCAPE SECTIONS

DRAWING TITLE



SCALE: AS NOTED

DATE:

DRAWN BY: GJLB

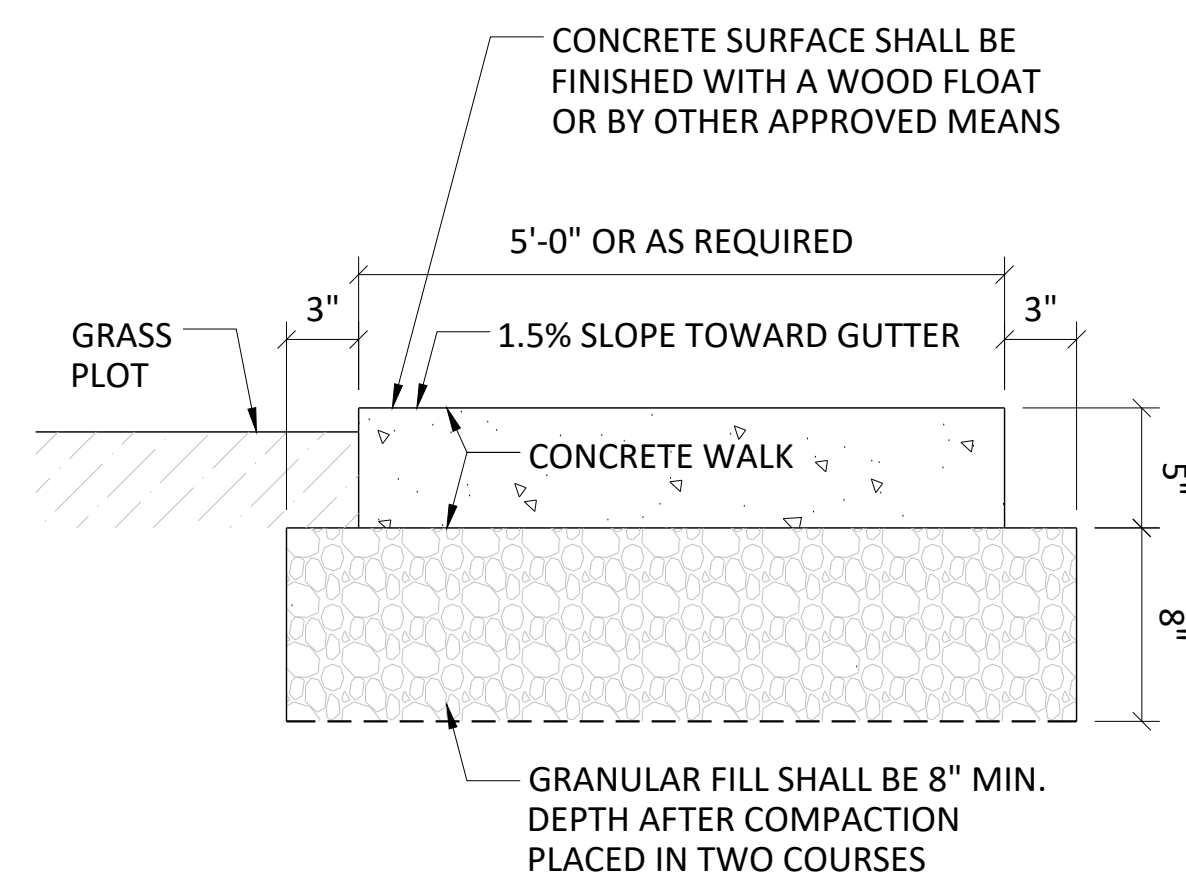
CHECKED BY: BS

DRAWING NUMBER

L800

SHEET

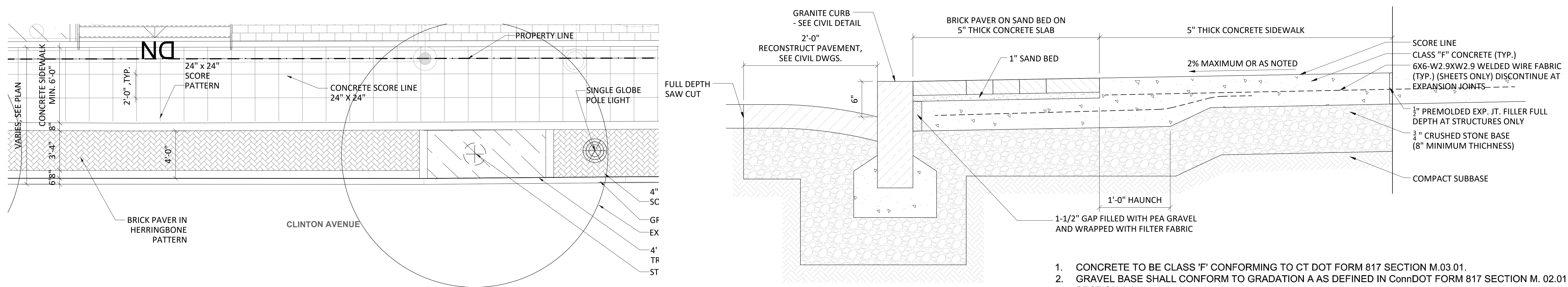
OF



1. CONCRETE TO BE CLASS 'F' CONFORMING TO CT DOT FORM 817 SECTION M.03.01.
2. GRAVEL BASE SHALL CONFORM TO GRADATION A AS DEFINED IN ConnDOT FORM 817 SECTION M. 02.01 INSTALLED AS PER SECTION 2.14.
3. INSTALL AS PER THE AMERICAN CONCRETE INSTITUTE CODE.
4. THE AREA SHALL BE COMPACTED TO AT LEAST 95% OF THE DRY DENSITY ACHIEVED BY ASTM D1557.
5. CONTRACTION JOINTS PLACED IN A SQUARE PATTERN AS PER DETAIL.
6. DRAW A SOFT BRISTLED BROOM ACROSS FLOAT-FINISHED CONCRETE SURFACE PERPENDICULAR TO LINE OF TRAFFIC TO PROVIDE A UNIFORM, FINE LINE TEXTURE.
7. PROVIDE SCORE PATTERNS AS REQUIRED. REFER TO LANDSCAPE ARCHITECT PLANS FOR FURTHER INFORMATION WITH RESPECT TO SIDEWALK DETAILS & STREETScape. THIS DETAIL IS PROVIDED FOR INFORMATIONAL PURPOSES ONLY.
8. REFER TO CT STATE SIDEWALK AND DRIVE DETAIL FOR SIDEWALK INFORMATION.
9. REFER TO SHEET SE-1A FOR EXPANSION JOINT LOCATIONS.

1 CT DOT SIDEWALK (CLINTON AVENUE & DIVISION STREET)
SCALE: 1 1/2"=1'-0"

2 NOT USED



SIDEWALK PLAN
SCALE 1/4"=1'-0"

TYPICAL SIDEWALK SECTION
SCALE: 1 1/2"=1'-0"

3 CONCRETE SIDEWALK
SCALE: AS SHOWN

1. CONCRETE TO BE CLASS 'F' CONFORMING TO CT DOT FORM 817 SECTION M.03.01.
2. GRAVEL BASE SHALL CONFORM TO GRADATION A AS DEFINED IN ConnDOT FORM 817 SECTION M. 02.01 INSTALLED AS PER SECTION 2.14.
3. INSTALL AS PER THE AMERICAN CONCRETE INSTITUTE CODE.
4. THE AREA SHALL BE COMPACTED TO AT LEAST 95% OF THE DRY DENSITY ACHIEVED BY ASTM D1557.
5. CONTRACTION JOINTS PLACED IN A SQUARE PATTERN AS PER DETAIL.
6. DRAW A SOFT BRISTLED BROOM ACROSS FLOAT-FINISHED CONCRETE SURFACE PERPENDICULAR TO LINE OF TRAFFIC TO PROVIDE A UNIFORM, FINE LINE TEXTURE.
7. PROVIDE SCORE PATTERNS AS REQUIRED. REFER TO LANDSCAPE ARCHITECT PLANS FOR FURTHER INFORMATION WITH RESPECT TO SIDEWALK DETAILS & STREETScape. THIS DETAIL IS PROVIDED FOR INFORMATIONAL PURPOSES ONLY.
8. REFER TO CT STATE SIDEWALK AND DRIVE DETAIL FOR SIDEWALK INFORMATION.
9. REFER TO SHEET SE-1A FOR EXPANSION JOINT LOCATIONS.



PROJECT TITLE


100 CLINTON AVENUE
STAMFORD, CT 06901

PROJECT NUMBER

FDP RESUBMISSION	2/6/2023
100% DD SUBMISSION	12/05/2022
50% DD SUBMISSION	10/24/2022
FDP SUBMISSION	9/28/2022
ISSUED FOR	DATE

DETAILS

DRAWING TITLE



SCALE: AS NOTED

DATE:

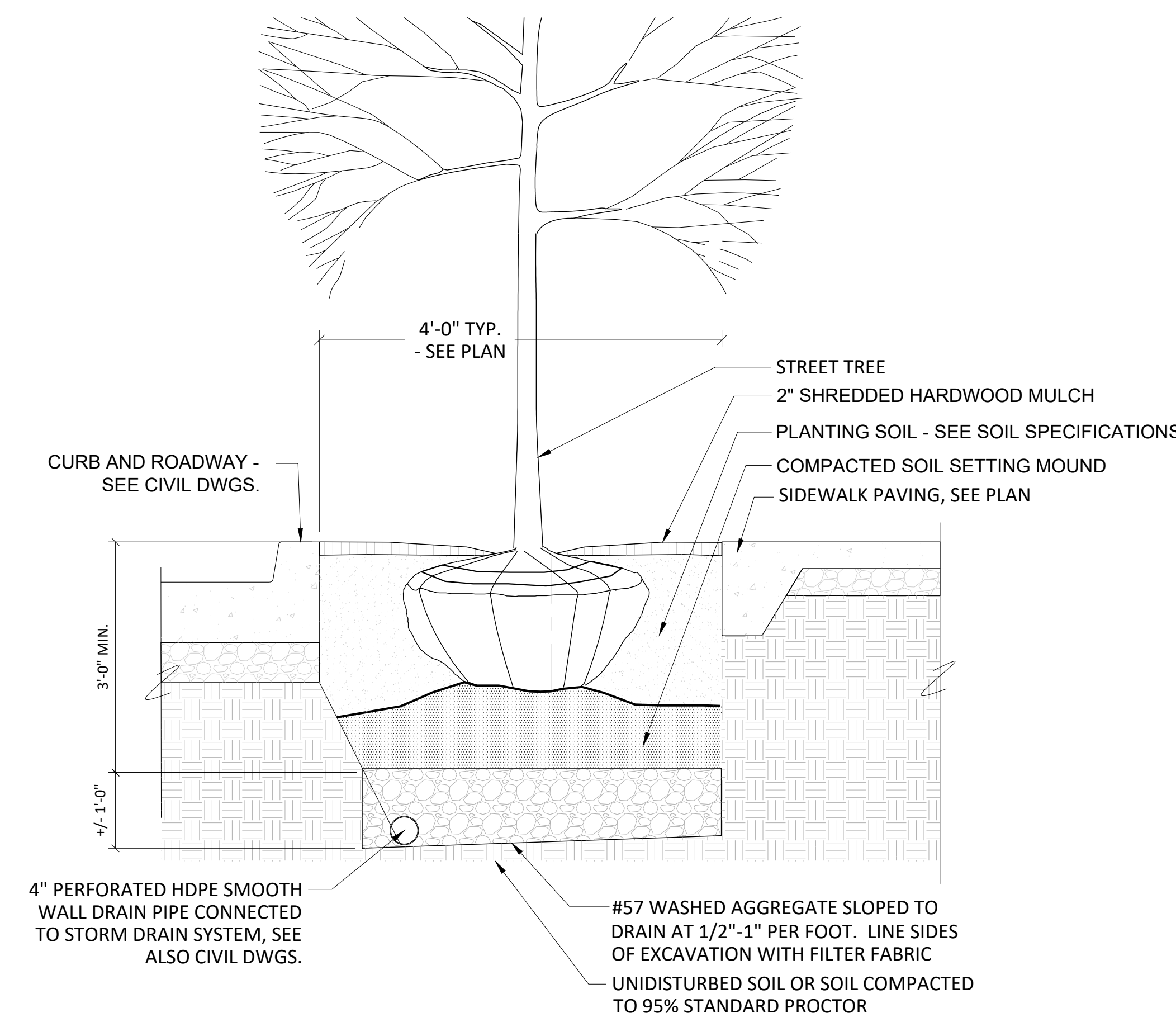
DRAWN BY: DJLB

CHECKED BY: BS

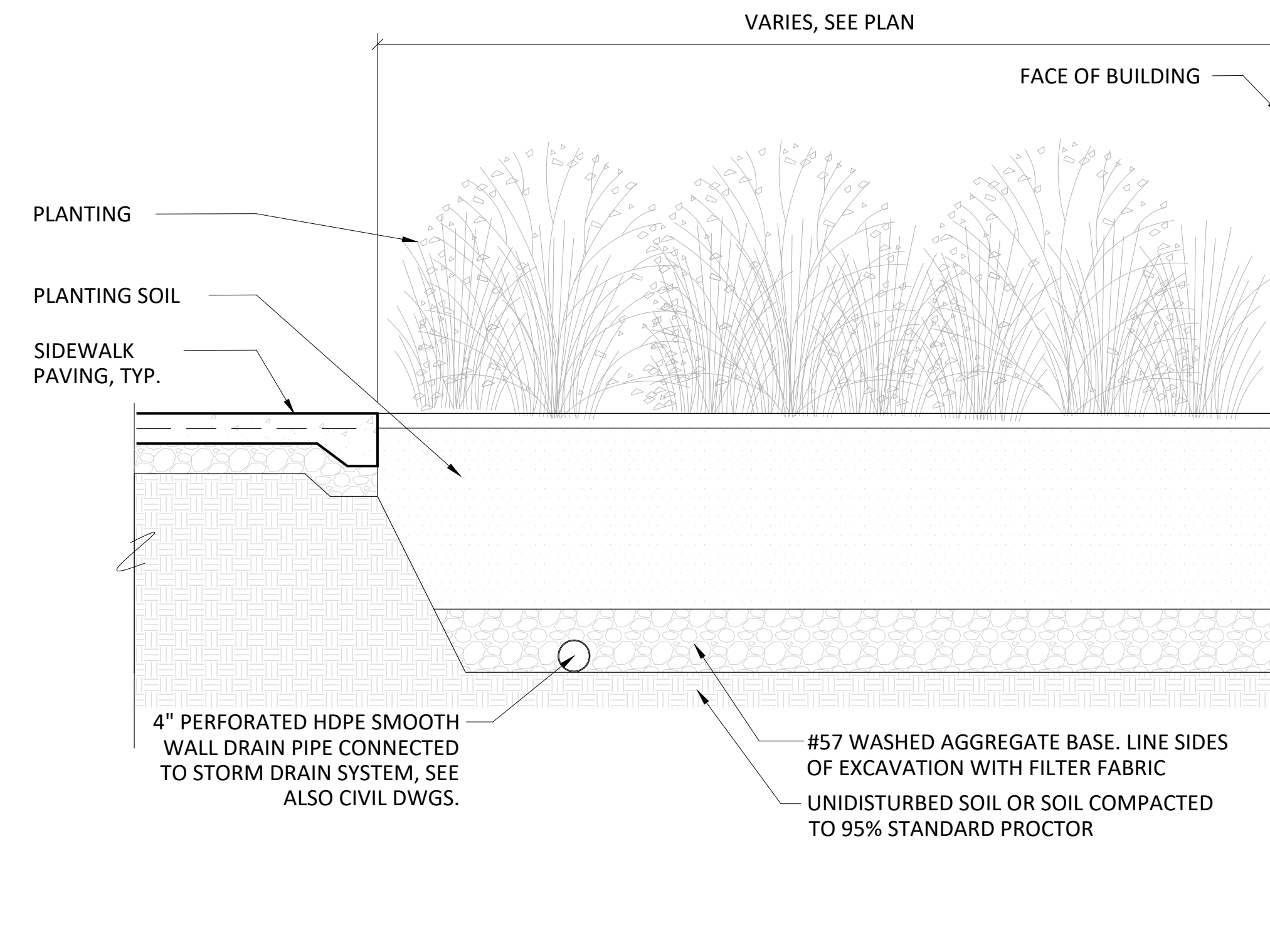
DRAWING NUMBER

L-900

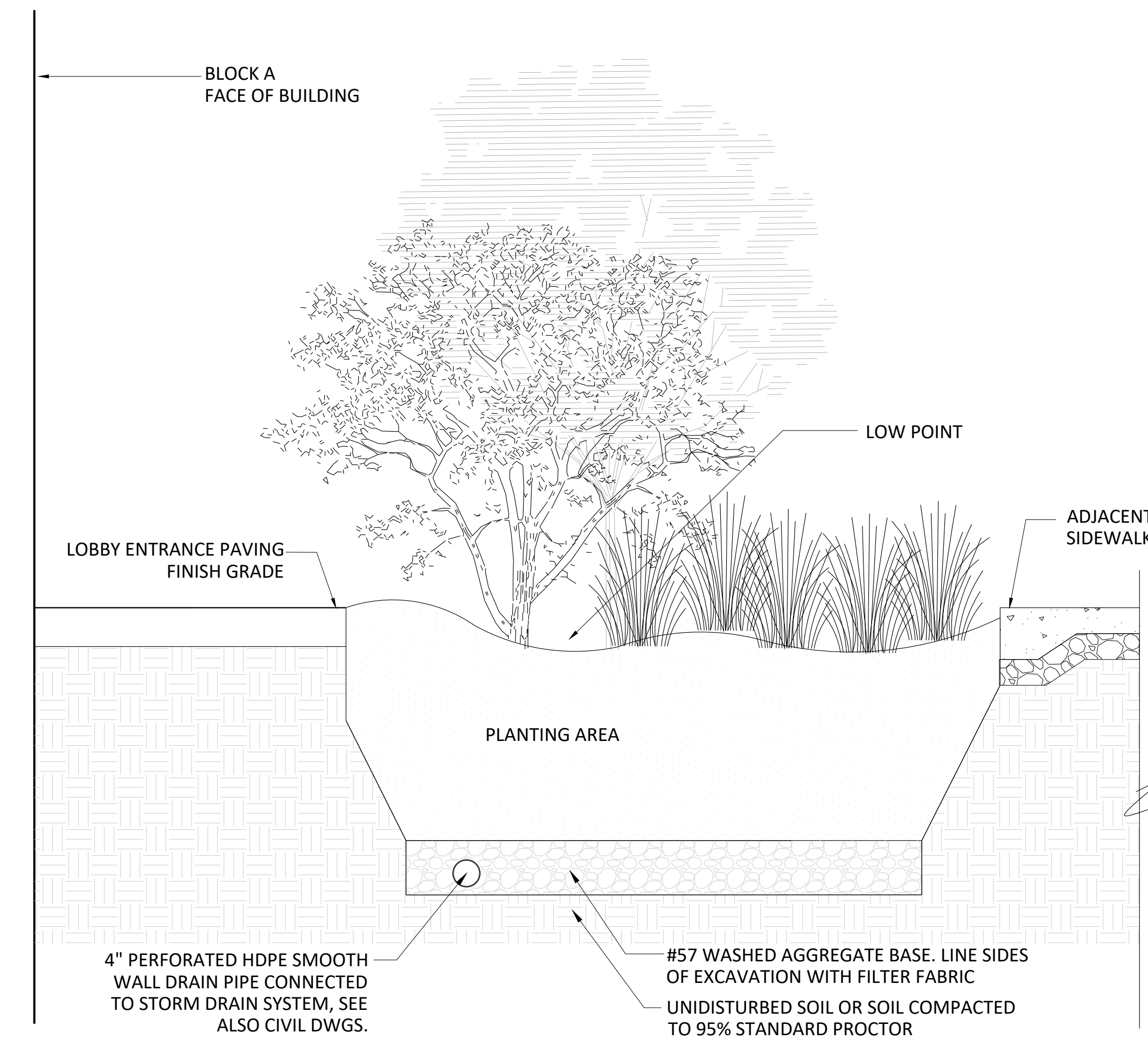
SHEET OF



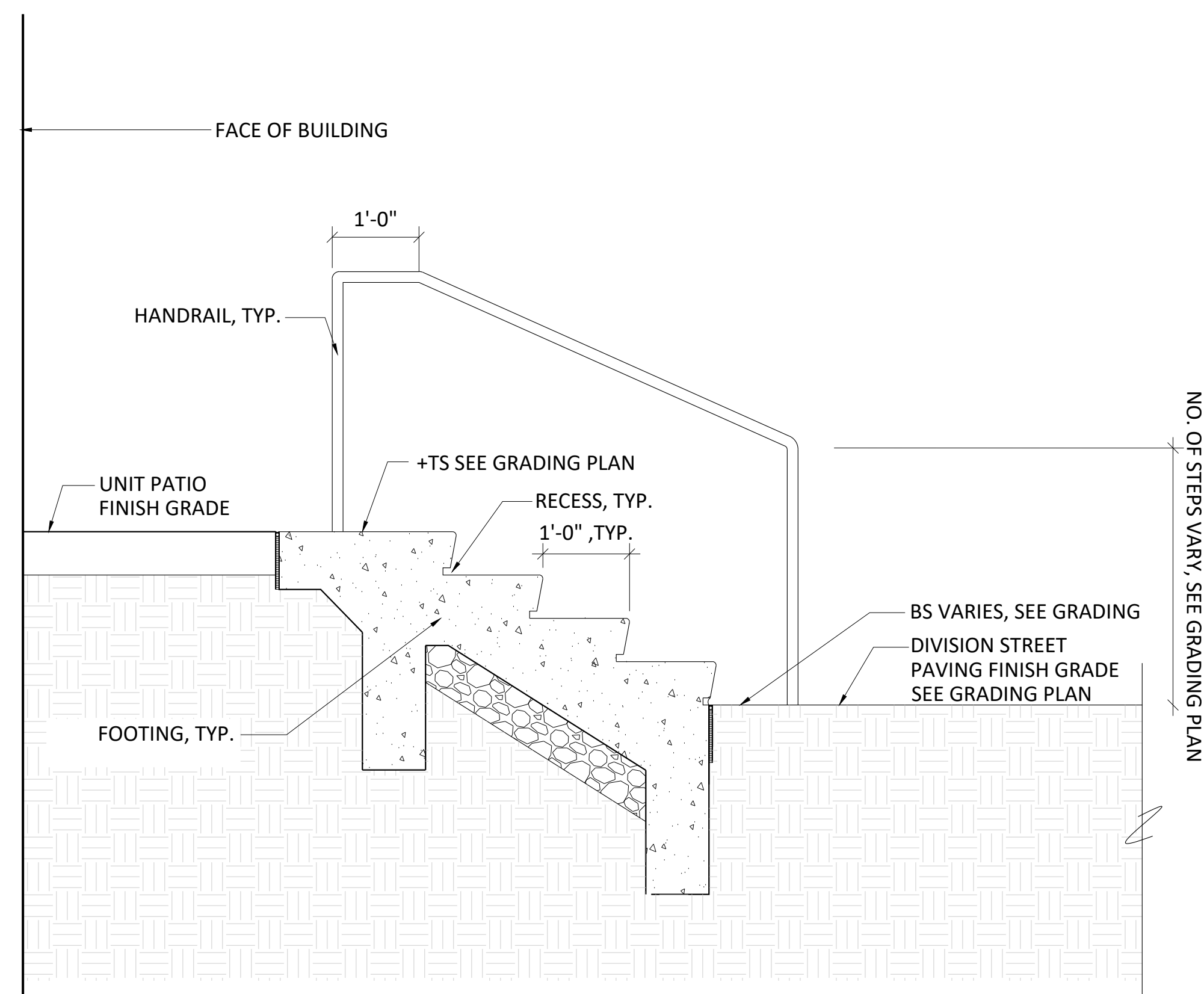
1 CONCRETE SIDEWALK - EXPANSION JOINT
SCALE: 1 1/2"=1'-0"



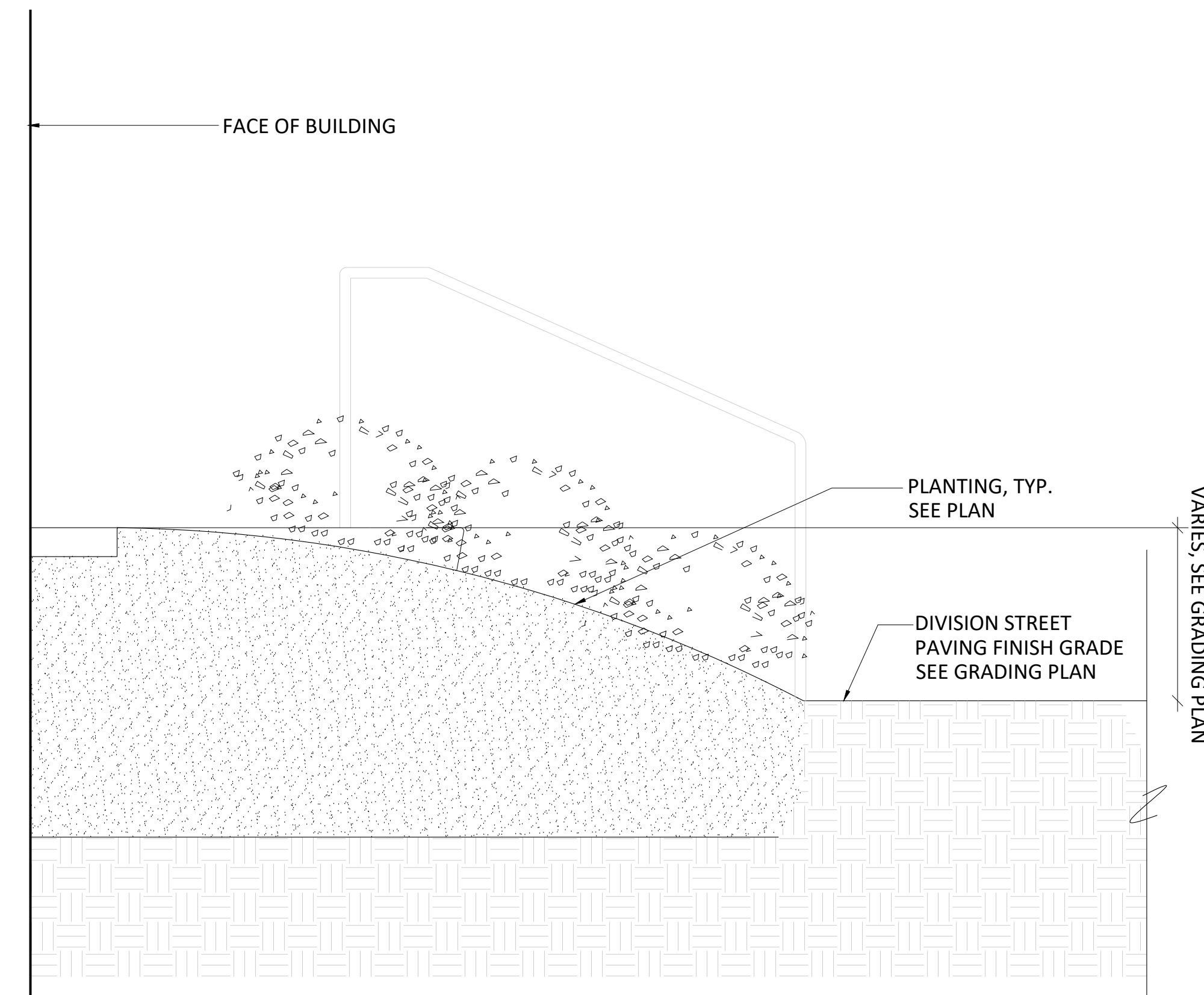
2 CONCRETE PAVER - PEDESTRIAN
SCALE: 1-1/2"=1'-0"



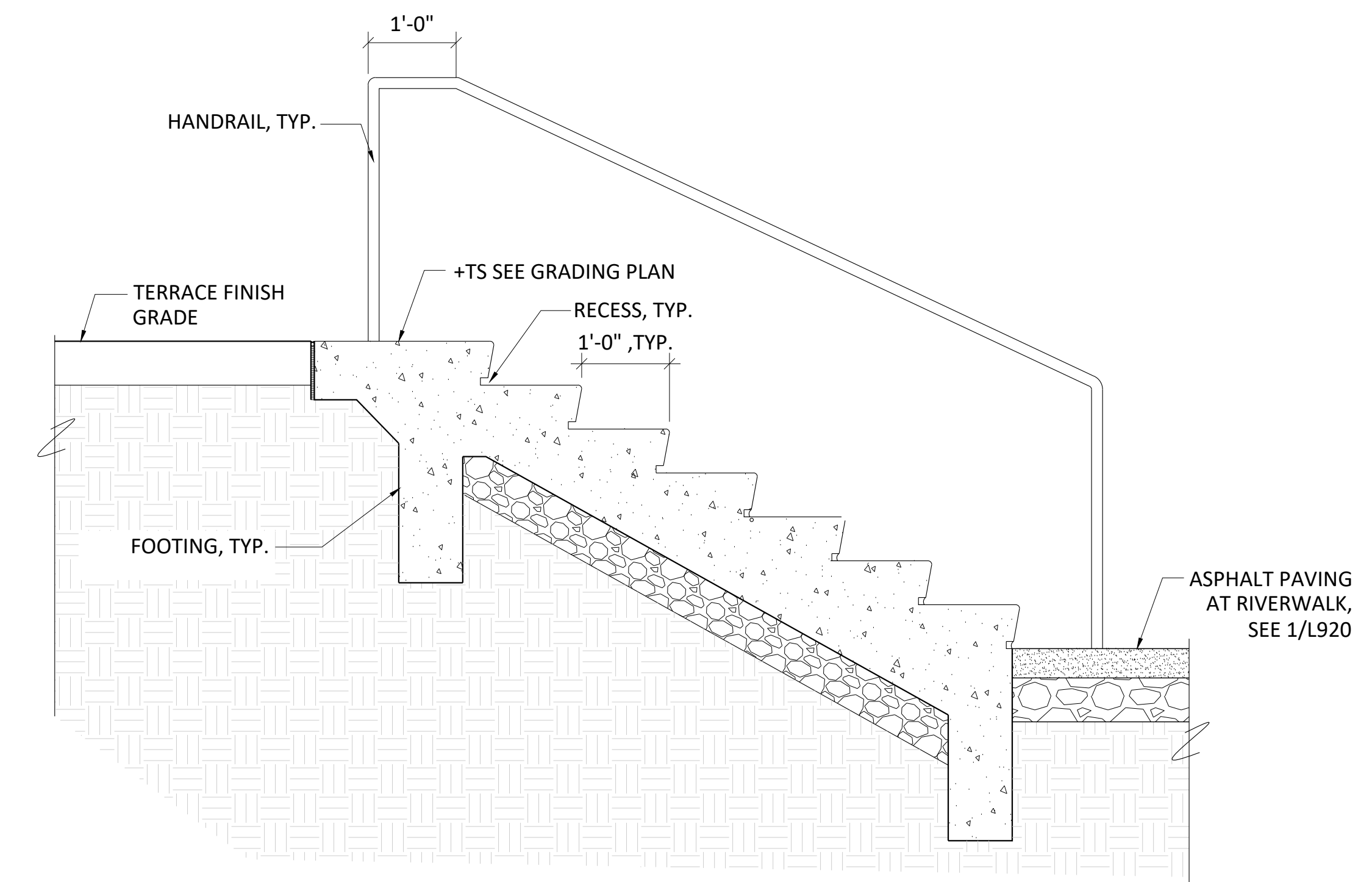
3 BLOCK A LOBBY ENTRANCE
SCALE: 1 1/2"=1'-0"



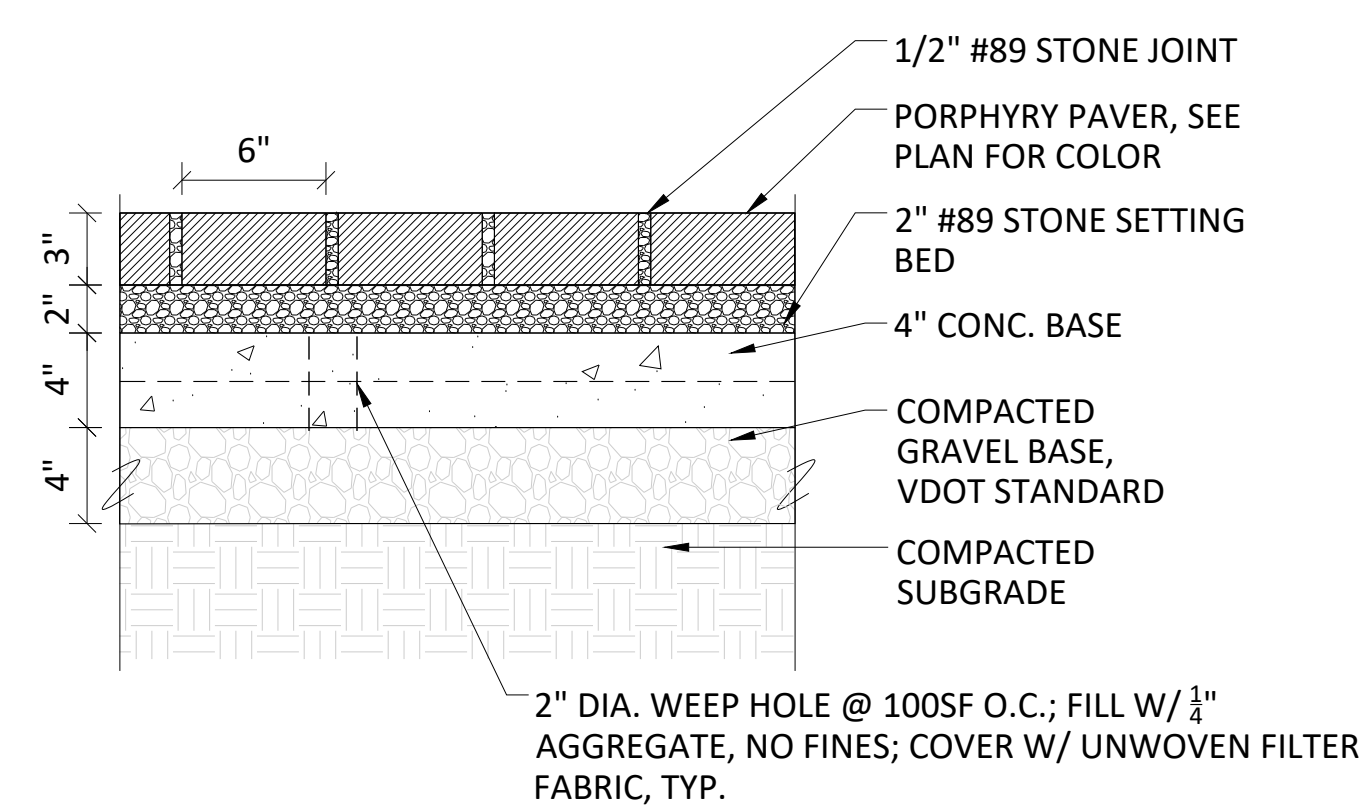
4 DIVISION STREET UNIT ENTRANCE_UNIT PATIO
SCALE: 1-1/2"=1'-0"



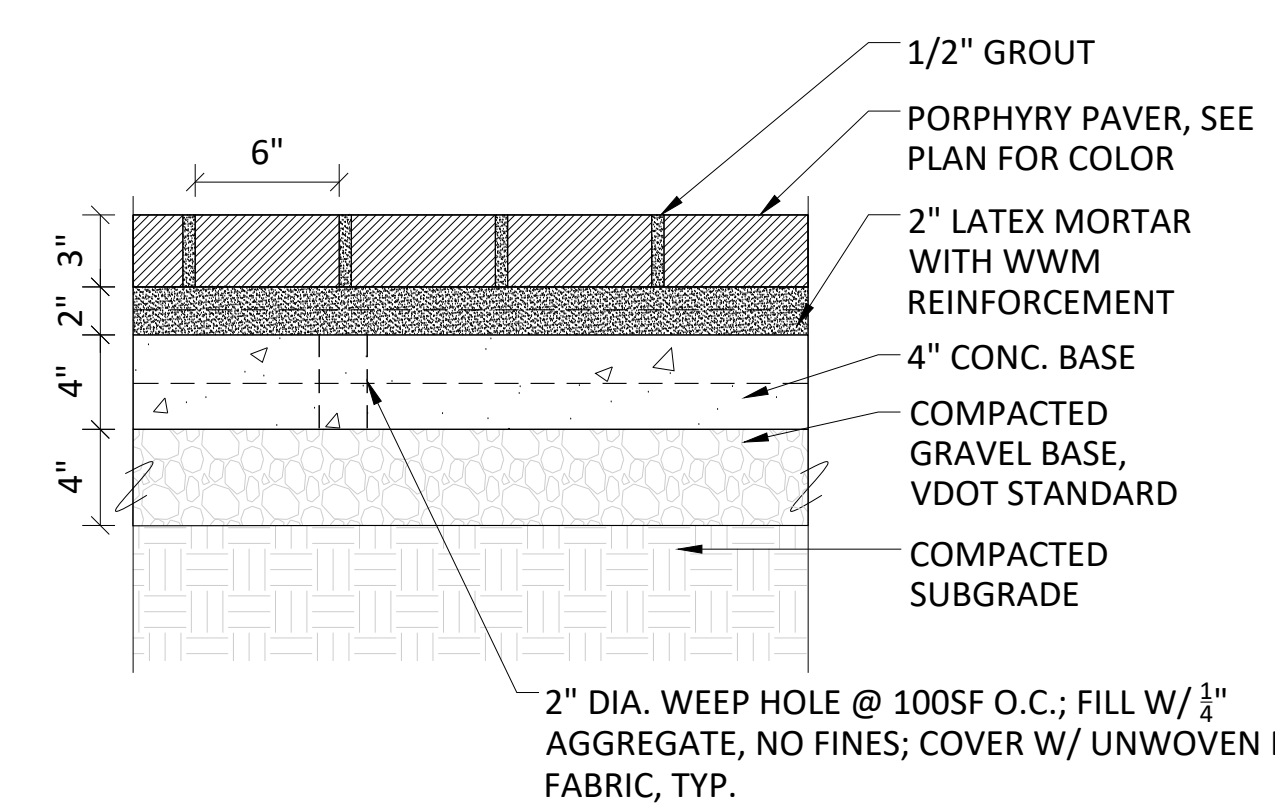
5 DIVISION STREET UNIT ENTRANCE_PLANTING
SCALE: 1-1/2"=1'-0"



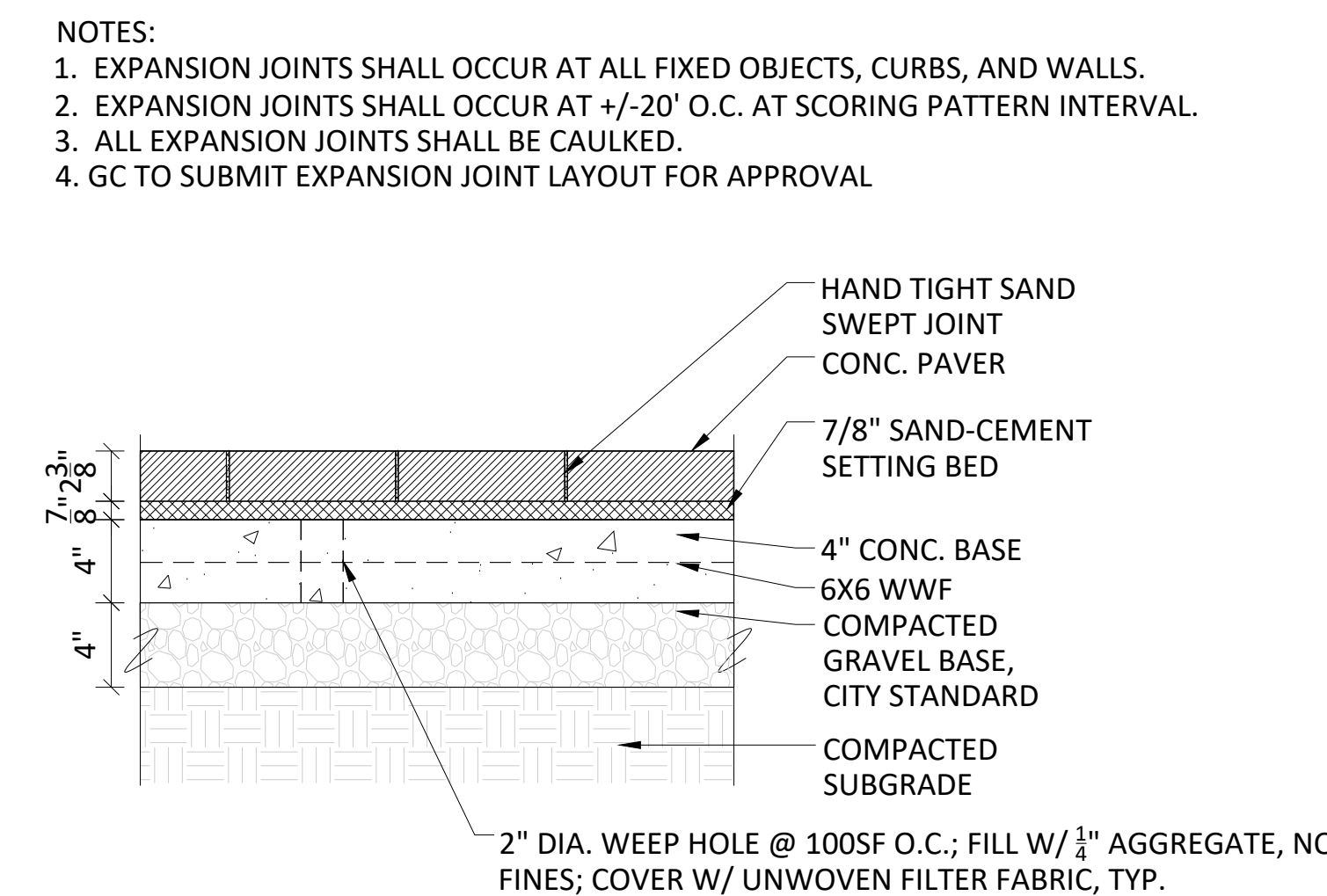
6 RIVER TERRACE STAIRS
SCALE: 1-1/2"=1'-0"



7 STONE PAVING - AGGREGATE BASE WITHIN PROPERTY
SCALE: 1 1/2"=1'-0"



8 STONE PAVING - MORTAR SETTING BED WITHIN PROPERTY
SCALE: 1-1/2"=1'-0"



9 UNIT PAVER - PEDESTRIAN WITHIN PROPERTY
SCALE: 1-1/2"=1'-0"

- NOTES:
1. EXPANSION JOINTS SHALL OCCUR AT ALL FIXED OBJECTS, CURBS, AND WALLS.
2. EXPANSION JOINTS SHALL OCCUR AT 4'-20' O.C. AT SCORING PATTERN INTERVAL.
3. ALL EXPANSION JOINTS SHALL BE CAULKED.
4. GC TO SUBMIT EXPANSION JOINT LAYOUT FOR APPROVAL

FDP RESUBMISSION	2/6/2023
100% DD SUBMISSION	12/05/2022
50% DD SUBMISSION	10/24/2022
FDP SUBMISSION	9/28/2022
ISSUED FOR	DATE

DETAILS

