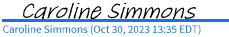


Request for Additional Appropriation

Operating Budget

FY 2024

TO: Members of the Board of Finance and The Board of Representative
FROM: Caroline Simmons, Mayor, Mayor 
DATE: 10/26/2023 Caroline Simmons (Oct 30, 2023 13:35 EDT)
PURPOSE: MAA WAGE INCREASE FY23/24
DEPT: 8301 - Employee Benefits
REQUEST AMOUNT: \$540,606.00
FUNDING SOURCE: Contingency

Part A - Description of Request





This is a request to appropriate funds per the increased obligations for FY23/24 per a recent contract settlement.

Part B - Computative Narrative

Part C - Account Information

Ref #	Prior Year's Expenditure	Approved by BOR	Revised Budget	Balance In Account	Projected Exp	Requested Amount
1000-1011-511100 - OPM/ Salaries	599,701	708,403	693,403	516,373	708,047	14,644.00
1000-1011-522200 - OPM/ FICA	54,281	64,923	64,923	49,489	66,043	1,120.00
1000-1012-511100 - Grants/ Salaries	380,594	391,728	391,728	272,777	396,556	4,828.00
1000-1012-522200 - Grants/ FICA	32,425	29,967	29,967	20,265	30,336	369.00
1000-1020-511100 - Assessor/ Salaries	590,184	789,132	789,132	613,179	798,478	9,346.00
1000-1020-522200 - Assessor/ FICA	42,425	60,561	60,561	47,786	61,276	715.00
1000-1022-511100 - Revenue Services/ Salaries	481,261	416,593	416,593	261,957	430,353	13,760.00
1000-1022-522200 - Revenue Services/ FICA	34,950	33,470	33,470	22,051	34,523	1,053.00
1000-1032-511100 - Finance/ Salaries	1,836,740	1,901,903	1,901,903	1,329,763	1,960,241	58,338.00
1000-1032-522200 - Finance/ FICA	150,984	155,004	155,004	109,059	159,469	4,465.00
1000-1034-511100 - Internal Audits/ Salaries	137,269	137,595	137,595	103,686	142,141	4,546.00
1000-1034-522200 - Internal Audits/ FICA	10,530	10,526	10,526	8,731	10,874	348.00
1000-1040-511100 - Purchasing/ Salaries	356,436	368,224	368,224	262,279	380,386	12,162.00
1000-1040-522200 - Purchasing/ FICA	27,232	30,158	30,158	21,823	31,088	930.00
1000-1050-511100 - Data & Info Service Admin/ Salarie	545,835	606,727	606,727	418,178	619,697	12,970.00
1000-1050-522200 - Data & Info Service Admin/ FICA	39,316	50,053	50,053	35,681	51,045	992.00
1000-1060-511100 - TMS/ Salaries	869,507	773,634	773,634	428,923	813,626	39,992.00
1000-1060-522200 - TMS/ FICA	173,097	65,954	65,954	6,855	69,013	3,059.00
1000-1200-511100 - Econ Dev/ Salaries	343,771	445,727	445,727	348,120	449,921	4,194.00
1000-1200-522200 - Econ Dev/ FICA	26,425	46,107	46,107	38,355	46,428	321.00
1000-2111-511100 - Road Mnt/ Salaries	2,505,979	2,892,014	2,892,014	2,152,328	2,908,700	16,686.00

Part D - Approvals

Alfred Cava, Department Head  <small>Alfred Cava (Oct 27, 2023 14:23 EDT)</small>	Date Oct 27, 2023	Thomas Cassone, Legal Director  <small>Thomas Cassone (Oct 27, 2023 14:23 EDT)</small>	Date Oct 27, 2023
Elda Sinani, OPM Director  <small>Elda Sinani (Oct 27, 2023 15:01 EDT)</small>	Date Oct 27, 2023	Ben Barnes, Admin Director  <small>Benjamin Barnes (Oct 27, 2023 16:29 EDT)</small>	Date Oct 27, 2023

1003652567

jlzcano

10/26/2023

ADAP

1000-2111-522200 - Road Mnt/ FICA	223,519	233,094	233,094	175,102	234,370	1,276.00
1000-2112-511100 - Traffic Mnt/ Salaries	569,453	561,278	561,278	398,705	564,678	3,400.00
1000-2112-522200 - Traffic Mnt/ FICA	51,912	49,859	49,859	34,951	50,119	260.00
1000-2116-511100 - Storm Water Mgmt/ Salaries	733,476	874,003	874,003	645,963	878,295	4,292.00
1000-2116-522200 - Storm Water Mgmt/ FICA	62,688	67,626	67,626	50,111	67,954	328.00
1000-2121-511100 - Vehicle Maint/ Salaries	1,228,809	1,383,148	1,383,148	1,013,799	1,391,680	8,532.00
1000-2121-522200 - Vehicle Maint/ FICA	114,769	124,213	124,213	90,508	124,866	653.00
1000-2127-511100 - Forestry/ Salaries	235,891	363,356	363,356	292,873	366,960	3,604.00
1000-2127-522200 - Forestry/ FICA	26,422	33,347	33,347	24,573	33,623	276.00
1000-2128-511100 - Maintenance Admin/ Salaries	247,744	223,354	223,354	223,354	228,100	4,746.00
1000-2128-522200 - Maintenance Admin/ FICA	19,295	19,034	19,034	19,014	19,397	363.00
1000-2133-511100 - Govt Ctr/ Salaries	118,375	122,406	122,406	76,494	126,450	4,044.00
1000-2133-522200 - Govt Ctr/ FICA	9,574	10,912	10,912	7,610	11,221	309.00
1000-2134-511100 - Parks Maint/ Salaries	977,333	1,132,848	1,132,848	863,922	1,139,230	6,382.00
1000-2134-522200 - Parks Maint/ FICA	144,663	138,426	138,426	79,817	138,914	488.00
1000-2135-511100 - Facilities Maint/ Salaries	877,718	993,634	993,634	671,024	997,224	3,590.00
1000-2135-522200 - Facilities Maint/ FICA	71,875	91,383	91,383	61,112	91,658	275.00
1000-2137-511100 - Building Insp/ Salaries	1,414,857	1,450,583	1,450,583	1,021,525	1,467,603	17,020.00
1000-2137-522200 - Building Insp/ FICA	107,380	121,965	121,965	90,076	123,267	1,302.00
1000-2141-511100 - Transf Station/ Salaries	946,885	980,165	980,165	679,560	989,399	9,234.00
1000-2141-522200 - Transf Station/ FICA	81,560	87,663	87,663	61,558	88,369	706.00
1000-2143-511100 - Collection/ Salaries	2,523,654	2,563,411	2,563,411	1,856,737	2,574,279	10,868.00
1000-2143-522200 - Collection/ FICA	224,085	226,906	226,906	166,729	227,737	831.00
1000-2200-511100 - Engineering/ Salaries	524,674	736,996	736,996	558,526	755,900	18,904.00
1000-2200-522200 - Engineering/ FICA	38,267	58,747	58,747	44,857	60,193	1,446.00
1000-2201-511100 - Construction Mgmt/ Salaries	483,204	732,824	732,824	549,201	741,464	8,640.00
1000-2201-522200 - Construction Mgmt/ FICA	36,267	65,424	65,424	51,220	66,085	661.00
1000-2202-511100 - Reg Compliance/ Salaries	370,933	371,252	371,252	259,893	380,330	9,078.00
1000-2202-522200 - Reg Compliance/ FICA	27,779	28,417	28,417	20,032	29,111	694.00
1000-2210-511100 - Traffic Eng/ Salaries	386,407	775,825	775,825	652,554	792,841	17,016.00
1000-2210-522200 - Traffic Eng/ FICA	47,338	70,224	70,224	56,417	71,526	1,302.00
1000-2300-511100 - Land Use/ Salaries	334,218	338,651	338,651	240,881	347,669	9,018.00
1000-2300-522200 - Land Use/ FICA	24,120	33,701	33,701	26,439	34,391	690.00
1000-2310-511100 - Planning/ Salaries	465,296	603,510	603,510	443,830	619,840	16,330.00
1000-2310-522200 - Planning/ FICA	34,936	49,044	49,044	35,730	50,293	1,249.00
1000-2320-511100 - Zoning/ Salaries	503,898	504,459	504,459	350,200	509,611	5,152.00
1000-2320-522200 - Zoning/ FICA	38,282	39,739	39,739	28,247	40,133	394.00
1000-2330-511100 - Zoning Board/ Salaries	96,372	96,600	96,600	68,922	99,792	3,192.00
1000-2330-522200 - Zoning Board/ FICA	7,454	7,390	7,390	5,369	7,634	244.00

1000-2340-511100 - EPB/ Salaries	400,176	400,622	400,622	284,507	405,156	4,534.00
1000-2340-522200 - EPB/ FICA	28,975	32,178	32,178	23,582	32,525	347.00
1000-2510-511100 - Cashiering/ Salaries	171,634	111,808	111,808	3,969	114,654	2,846.00
1000-2510-522200 - Cashiering/ FICA	28,370	8,553	8,553	315	8,771	218.00
1000-2530-511100 - Leisure Svs Adm/ Salaries	544,045	615,709	615,709	430,449	620,851	5,142.00
1000-2530-522200 - Leisure Svs Adm/ FICA	45,114	53,970	53,970	38,568	54,363	393.00
1000-2600-511100 - Ops Admin/ Salaries	534,640	520,889	520,889	320,140	524,081	3,192.00
1000-2600-522200 - Ops Admin/ FICA	38,747	40,996	40,996	25,801	41,240	244.00
1000-3101-511100 - SHW Admin/ Salaries	450,094	489,782	489,782	342,502	500,932	11,150.00
1000-3101-522200 - SHW Admin/ FICA	37,884	47,146	47,146	33,517	47,999	853.00
1000-3300-511100 - Police/ Salaries	4,627,514	5,526,305	5,526,305	4,054,177	5,530,117	3,812.00
1000-3300-522200 - Police/ FICA	240,831	289,382	289,382	213,227	289,674	292.00
1000-3366-511100 - Animal Control/ Salaries	254,772	318,038	318,038	227,366	320,862	2,824.00
1000-3366-522200 - Animal Control/ FICA	24,306	31,139	31,139	23,010	31,355	216.00
1000-3510-511100 - Fire Administration/ Salaries	412,515	493,065	493,065	369,403	496,665	3,600.00
1000-3510-522200 - Fire Administration/ FICA	13,488	28,335	28,335	24,559	28,610	275.00
1000-3810-511100 - Dir of Health/ Salaries	399,509	497,673	497,673	335,507	504,759	7,086.00
1000-3810-522200 - Dir of Health/ FICA	42,784	51,996	51,996	38,624	52,538	542.00
1000-3811-511100 - Laboratory/ Salaries	222,504	222,506	222,506	158,220	227,052	4,546.00
1000-3811-522200 - Laboratory/ FICA	16,389	17,041	17,041	12,362	17,389	348.00
1000-3820-511100 - PS Health/ Salaries	2,483,273	2,437,988	2,437,988	1,926,690	2,441,588	3,600.00
1000-3820-522200 - PS Health/ FICA	181,472	197,886	197,886	157,522	198,161	275.00
1000-3822-511100 - Comm Nursing/ Salaries	257,238	557,432	557,432	397,505	569,768	12,336.00
1000-3822-522200 - Comm Nursing/ FICA	42,225	54,892	54,892	42,912	55,836	944.00
1000-3830-511100 - Inspection Svcs/ Salaries	1,099,328	1,291,472	1,291,472	974,169	1,296,122	4,650.00
1000-3830-522200 - Inspection Svcs/ FICA	82,239	103,667	103,667	79,416	104,023	356.00
1000-3910-511100 - Social Svs/ Salaries	357,678	488,585	488,585	366,017	495,713	7,128.00
1000-3910-522200 - Social Svs/ FICA	31,190	44,400	44,400	33,354	44,945	545.00
1000-4010-511100 - Legal Department/ Salaries	1,650,370	1,868,501	1,868,501	1,280,063	1,872,099	3,598.00
1000-4010-522200 - Legal Department/ FICA	148,828	154,599	154,599	102,648	154,874	275.00
1000-4020-511100 - HR/ Salaries	1,442,727	1,604,690	1,604,690	1,123,663	1,624,022	19,332.00
1000-4020-522200 - HR/ FICA	115,267	142,520	142,520	104,256	143,999	1,479.00
1000-5010-511100 - Mayor/ Salaries	915,680	865,973	865,973	642,161	869,785	3,812.00
1000-5010-522200 - Mayor/ FICA	77,661	67,444	67,444	49,180	67,736	292.00
1000-5070-511100 - Reg of Voters/ Salaries	159,987	159,806	159,806	119,696	165,084	5,278.00
1000-5070-522200 - Reg of Voters/ FICA	33,696	36,339	36,339	26,389	36,743	404.00
1000-5081-511100 - Youth Services Bureau/ Salaries	216,708	222,059	222,059	123,080	226,109	4,050.00
1000-5081-522200 - Youth Services Bureau/ FICA	27,764	22,335	22,335	13,546	22,645	310.00
1000-8404-523600 - Other Retirement Benefits/ Classif	716,426	603,350	603,350	580,659	641,205	37,855.00
					Total	\$540,606.00
					Tax Impact	0.000024

**MAA Tentative Agreement Estimated Wage Cost Summary
COS Employees Only**

*Estimated Retro Wages
(Includes all wages)*

	Estimated Wage Basis	% Increase	Contingency			Future Obligation			Grand Total	
			Increase 1 (7/1/23 - 6/30/24)	Medicare and FICA (7.65%)	Total Contingency	Increase 2 (7/1/24 - 6/30/25)	Increase 3 (7/1/25 - 6/30/26)	Medicare and FICA (7.65%)	Total Future Obligation	Total All Funding Sources
Increase 1 (7/1/23 - 6/30/24)	15,567,468	3.000%	\$467,024	\$35,727	\$502,751	\$467,024	\$467,024	\$71,455	\$1,005,503	\$1,508,254
Increase 2 (7/1/24 - 6/30/25)	16,034,492	3.000%	\$0	\$0	\$0	\$481,035	\$481,035	\$73,598	\$1,035,668	\$1,035,668
Increase 3 (7/1/25 - 6/30/26)	16,515,526	3.000%	\$0	\$0	\$0	\$0	\$495,466	\$37,903	\$533,369	\$533,369
Totals			\$467,024	\$35,727	\$502,751	\$948,059	\$1,443,525	\$182,956	\$2,574,539	\$3,077,291

**City Employee Cost
Contingency Request Summary**

GW/Retro Cost (7/1/23 - 6/30/24)	\$467,024
FICA and Medicare (7.65%) on GW/Retro	\$35,727
FY23/24 Additional .5% 401a Match	\$37,855
Total City Contingency Request	\$540,606