



Playground Maintenance Corp. dba  
**Playground Medic**  
146 Broadway  
Hawthorne, NY 10532  
(914)741-2228 Fax (914)747-3965  
Toll Free (866)332-3133  
E-mail: info@playgroundmedic.com

## **PLAYGROUND SAFETY INSPECTION REPORT**

**DATE:** May 16, 2019

**SITE:** Roxbury Elementary School  
751 West Hill Road  
Stamford, CT 06902

**CLIENT:** Stamford Public Schools  
Attention: Rich Lyons  
888 Washington Boulevard  
Stamford, CT 06901

**CONTACT PHONE NO.** 203-977-4105

**DATE OF INSPECTION:** May 1, 2019

**INSPECTOR:** Natale Chionchio  
CPSI Certification # 41619-0521  
Expiration: 5/1/2021

## PURPOSE AND DEFINITIONS

### PURPOSE

The purpose of a Playground Safety Inspection is to:

- \* Evaluate the overall condition of a playground or playgrounds at a given facility
- \* Identify hazardous conditions needing attention
- \* Identify Maintenance issues that the owner should be aware of

### HAZARD DEFINITIONS

**CLASS A HAZARD:** Any condition of the playground that is life threatening or could cause severe, permanent disability.

**CLASS B HAZARD:** Any condition of the playground that could cause a serious but non-disabling injury.

**CLASS C HAZARD:** Any condition of the playground that can cause a slight injury or any condition that may not cause injury but does not meet either the Guidelines in the CPSC "Handbook for Public Playground Safety" or the ASTM F1487 "Standard Consumer Safety Performance Specifications for Playground Equipment for Public Use."

**MAINTENANCE:** Repairs needed or recommendations for improvement

### STRUCTURAL STABILITY

When properly installed as directed by the manufacturer's instructions and specifications, equipment should withstand the maximum anticipated forces generated by active use which might cause it to overturn, tip, slide or move in any way.

Stability of play equipment is tested by digging around equipment footings and checking for deterioration or signs of movement that would indicate structural instability.

### SURFACING

**DEPTH:** The surfacing under and around the playground equipment can be a major factor in determining the injury causing potential of a fall. A fall onto a shock-absorbing surface is less likely to cause a serious injury than a fall onto a hard compacted surface. Inadequate surfacing material is usually a CLASS A HAZARD depending on the surfacing material.

The depth of surfacing material is checked by digging down to the sub base in heavy wear and low wear areas.

**USE ZONE:** The surface under and around a piece of equipment onto which a child falling from or exiting from the equipment would be expected to land. These areas are also designated for unrestricted circulation around the equipment.

Use Zone is checked on all equipment by measurements in accordance with CPSC guidelines.

### CONDITION EXPLANATION

Equipment and surfacing conditions will be identified as "Good", "Fair" or "Poor". This is a general classification and will indicate:

- |      |  |
|------|--|
| Good | * <b><i>No Corrective action needed</i></b>        |
| Fair | * <b><i>Some corrective action needed</i></b>      |
| Poor | * <b><i>Extensive corrective action needed</i></b> |

**ROXBURY ELEMENTARY SCHOOL**  
**Area #1**

**Overview**

**This playground is in poor condition. The spiral slide, the suspension bridge and the dragon climber are dangerous and should be removed. The swings should be closed for use until repaired.**

**EQUIPMENT INVENTORY**

**Large Composite Structure**

**Manufacturer**

**GameTime**





**Freestanding Equipment**  
**Curved Balance Beam - GameTime**



**Space Shuttle - GameTime**



**Dragon Tire Climber**  
**Custom**



**8ft. Swing Set (3 Bays/6 Belt Seats)**  
**GameTime**



**SURFACING MATERIAL**

Engineered Wood Fiber

**MANUFACTURER CONTACT  
INFORMATION**

**GameTime**  
PO Box 680121  
Ft. Payne, AL 35968-0121  
800-633-2394  
[www.gametime.com](http://www.gametime.com)



**GENERAL PLAYGROUND ENVIRONMENT****Playground Condition:****POOR****Area #** 1**General Site Conditions**

		<b>Condition</b>	<b>Hazard</b>	<b>Recommendation</b>
1	Playground Location at Facility Number of footings in area	Front of school 70		
2	Distance from roads and parking lots	10 feet		
3	Fencing-total, partial, height, type	Total - 6 ft.		
4	Traffic or fence hazard	None		
5	Site conditions-level, hill, pitched	Level		
6	Drainage Problems	None		
7	Encroachment of brush or poisonous plants-where	None		
8	Bees or insects/animals noted	None		
9	Site Amenities-bench, TR, Table Condition	Bench, TR, Table Good		
10	Border/Edging-type	Asphalt		
11	Shade Structure	Trees		
12	<b>Signage</b>			
	Age Appropriate Signs/Stickers?	Yes		
	Equipment Age Appropriate, 2-5, 5-12	5-12 years		
	Adult Supervision sign or sticker?	Yes		
	Warning Signs installed?			
	Hard Surface	Yes		
	Heat	Yes		
	Drawstring/Strangulation	Yes		

<b>General Site Conditions</b>	<b>Condition</b>	<b>Hazard</b>	<b>Recommendation</b>
Surface Marker signs on uprights?	Yes		
Playground Rules & General Information Sign?	No	Maint.	See Notes

### 13 Accessibility

Accessible Entrance 60" wide ?	Yes
Accessible path to play area ?	Yes
Accessible surface in use zone?	Yes

### Notes:

**It is recommended that signs be installed indicating playground rules and general information.**

# ROXBURY ELEMENTARY SCHOOL

## AREA #1 CONDITION REPORT

		Condition	Hazard Priority	Recommendation
<b>Large Composite Structure (GameTime) Components</b>				
Spiral Slide		Bed way cracked & cracked at center post	B	<b>Replace Spiral Slide</b>
Storefront Panel		Good		
Corkscrew Climber		Good		
Funnel Bridge		Joints cracked	Maint.	Monitor
Inverted Arch Ladder		Good		
Suspension Bridge		One deck attachment steel broken & one deck attachment severely worn	A	<b>Close bridge, replace bridge and all hardware</b>
		Bridge boards worn & cracked at joints, chains worn below	A	
Overhead 'S' Loop Ladder		Good		
Transfer Platform		Good		
Rumble & Rock Slide		Good		
Above Deck Seat Barrier		Good		
Trapeze Rings		One hand hold loose	Maint.	Tighten one handhold
		Four hangers & four "S"-Hooks worn	B	Replace four "S"-Hooks & four hangers
Talk Tubes (2)		Good		
DNA Climber		Good		
Big Foot Slide		Good		
Tic-Tac-Toe Panel		Good		
Crows Nest w/ Wheel (1)		Good		
Climbing Pole		Good		
Decks (12)		Good		
Single Rung Access Step		Good		
Access Step		Good		
Surfacing	EWf 0-7"	Insufficient	A	Add EWf & level
		No wear mats at slide exits	C	See Notes
Use Zone		Good		
Structural Stability		Spiral Slide section is broken & taped off from use	Maint.	Replace slide & remove temporary barrier & caution tape



## AREA #1 CONDITION REPORT

			Condition	Hazard Priority	Recommendation
<b>Freestanding Equipment</b>					
<b>Curved Balance Beam (GameTime)</b>			Good		
Surfacing	EWF 3-6"		Insufficient	B	Add EWF & level
Use Zone			Good		
Structural Stability			Beam dented	Maint.	Monitor
<b>Space Shuttle (GameTime)</b>			One end stop cracked	Maint.	Replace one stop at top rail
Surfacing	EWF 0-6"		Insufficient	A	Add EWF & level
Use Zone			Good		
Structural Stability			Good		
<b>Dragon Tire Climber (Unknown Mfr.)</b>			Tires worn & cracked, exposed steel bolts/washers	B	<div> <b>REMOVE</b>   <b>DRAGON</b>   <b>CLIMBER</b> </div>
			Drawstring entanglement at washers	A	
Surfacing	0"		Inadequate	A	
Use Zone			None	A	
Structural Stability			Tires cracked	Maint.	

## AREA #1 CONDITION REPORT

		Condition	Hazard Priority	Recommendation
<b>8ft. Swing Set (GameTime) ***</b>		One seat is residential equipment, broken wood support bar with sharp edges	A	Remove & replace with commercial equipment & hardware
		One belt broken	Maint.	Remove & replace one belt seat, chain & four clevises
		Four belts interior steel bent, all chain kinked & (16) "S"-Hooks starting to wear	Maint.	Recommend replacing four belts seats & all chain and (16) clevises
		Two hangers worn at residential seat	A	Replace two swing hangers
Surfacing	EWF 5-10"	Insufficient	A	Add EWF
		Wear mats exposed, tripping hazard	B	Bury/level mats
Use Zone		Good		
Structural Stability		Good		

\*\*\* 5 belt seats, chain & clevises installed 5/11  
New handicap swing seat, chain & clevises installed 5/11/19

### Notes:

**There are no wear mats at the slide exits. ADA requires wear mats for accessibility and the prevention of holes at the slide exits.**


**It is the playground owner's responsibility to maintain the test results for the safety surfacing showing that the depth is appropriate for the fall height of the equipment in the playground.**

**Hazard and Maintenance Pictures  
Area #1**

**Large Composite Structure (GameTime)  
Spiral Slide - Bed way cracked & cracked at center post - CLASS B HAZARD**



**Funnel Bridge - Joints cracked - MAINTENANCE**







**Suspension Bridge - Deck attachment steel broken & one bridge deck attachment severely worn - CLASS A HAZARD**









**Suspension Bridge - Bridge boards worn & cracked at joints, chains worn -  
CLASS A HAZARD**








**Trapeze Rings - One hand hold loose - MAINTENANCE**



**Trapeze Rings - Four hangers & four "S"- Hooks worn - CLASS B HAZARD**







**Surfacing - No wear mats at slide exits - CLASS C HAZARD**



**Freestanding Equipment  
Curved Balance Beam (GameTime) - Dented - MAINTENANCE**



**Space Shuttle (GameTime) - One end stop cracked - MAINTENANCE**



**Dragon Tire Climber (Unk.) - Tires worn/cracked, exposed steel bolts/washers -  
CLASS B HAZARD**







**Dragon Tire Climber - Drawstring entanglement at washers - CLASS A HAZARD**







**8ft. Swing Set (GameTime) - One seat is residential equipment, broken wood, support bar with sharp edge - CLASS A HAZARD**

**Swing repairs done 5/11/19. See condition report**





**8ft. Swing Set (GameTime) - One belt seat broken - MAINTENANCE**





**8ft. Swing Set - Four belts interior steel bent - MAINTENANCE**







**8ft.Swing Set (GT) - All chain kinked & (16) "S"- Hooks starting to wear - MAINTENANCE**



**8ft. Swing Set (GT) - Two hangers worn at residential seat - CLASS A HAZARD**



**8ft. Swing Set - Wear mats exposed, tripping hazard - CLASS B HAZARD**





**ROXBURY ELEMENTARY SCHOOL**  
**Area #2**

**Overview**

**This playground is very poor. There are many activities that should be closed, removed or repaired. The composite suspension bridge and the swings are especially dangerous.**

**EQUIPMENT INVENTORY**

**Large Composite Structure**

**Manufacturer**

**GameTime**





**Freestanding Equipment**  
**Space Shuttle Ride #1**  
**GameTime**



**Space Shuttle Ride #2**  
**GameTime**



**Log Roll #1**  
**GameTime**



**Log Roll #2**  
**GameTime**



**Chin Up Bars**  
**Unknown**



**8ft Swing Set (4 Bays - 8 Belt Seats)**  
**GameTime**



**Trapeze Rings**  
**GameTime**



**Fitness Equipment (Unknown)**  
**Leg Lift**



**Fitness Equipment - Push Up Bars**



**Fitness Equipment - Dip Bench**



**SURFACING MATERIAL**

Engineered Wood Fiber

**MANUFACTURER CONTACT  
INFORMATION**

**GameTime**  
PO Box 680121  
Ft. Payne, AL 35968-0121  
800-633-2394  
[www.gametime.com](http://www.gametime.com)



**GENERAL PLAYGROUND ENVIRONMENT**Area # 2**Playground Condition:****VERY POOR****General Site Conditions**

		<b>Condition</b>	<b>Hazard</b>	<b>Recommendation</b>
1	Playground Location at Facility Number of footings in area	Back of School 89		
2	Distance from roads and parking lots	200 feet		
3	Fencing-total, partial, height, type	Partial - 6ft. Chain link		
4	Traffic or fence hazard	None		
5	Site conditions-level, hill, pitched	Level		
6	Drainage Problems	Some washout of EWF	Maint.	Repair drainage
7	Encroachment of brush or poisonous plants-where	None		
8	Bees or insects/animals noted	None		
9	Site Amenities-bench, TR, Table Condition	Bench & TR Good		
10	Border/Edging-type  Condition of edging	Wood ties & plastic timbers Fair		
11	Shade Structure or shade	Trees		
12	<b>Signage</b>			
	Age Appropriate Signs/Stickers?	Yes		
	Equipment Age Appropriate, 2-5, 5-12	5-12 years		
	Adult Supervision sign or sticker?	Yes		
	Warning Signs installed?			
	Hard Surface	Yes		
	Heat	Yes		
	Drawstring/Strangulation	Yes		
	Surface Marker signs on uprights?	Yes		
	Playground Rules & General Information Sign?	No	Maint.	See Notes

General Site Conditions	Condition	Hazard	Recommendation
<b>13 Accessibility</b>			
Accessible Entrance 36" wide ?	Yes		
Accessible path to play area ?	Yes		
Accessible surface in use zone?	Yes		

**Notes:**

**It is recommended that signs be installed indicating playground rules and general information.**



# ROXBURY ELEMENTARY SCHOOL

## AREA #2 CONDITION REPORT

		Condition	Hazard Priority	Recommendation
<b>Large Composite Structure (GameTime)</b>				
<b>Components</b>				
Spiral Slide		Multiple large cracks in bed way	B	Replace slide
Rung Ladder (2)		Good		
Stairs (3)		One stair cracked at joint	Maint.	Replace one set of stairs near Tic-Tac-Toe
Arch Climber w/ Rails		Good		
Suspension Bridge		Bridge worn, chain worn, boards cracking, chain pulling through steel	A	<b>Close bridge - Replace bridge &amp; two deck attachment plates</b>
Double Wishbone Slide		Good		
Canyon Challenge		Good		
Wild Goose Trapeze Rings		Ten hangers worn	Maint.	Replace ten hangers
Wave Overhead Ladder		Good		
Twister Climber		Good		
Double Trapeze Rings		Twelve hangers worn	B	Replace twelve hangers
Climbing Pole		Good		
Mega Rock Climbers (2)		Good		
Contoured Seat Panel (1)		Good		
Funnel Bridge Link		Multiple cracks at joints	Maint.	Monitor closely
Tic-Tac-Toe Panel		Good		
Zipper Climber		Good		
Big Foot Slide		Good		
Transfer Platform		Good		
Pipe Barriers		One crack in pipe One barrier loose at Spiral Slide	B Maint.	Repair crack or replace Tighten bolt
Rung Access Steps (5)		Good		
Decks (15)		Decks wearing Holes wearing in deck, cracked with sharp edges by Tic Tac Toe	Maint. B	Monitor Replace one 48" square deck at Tic Tac Toe panel
Surfacing	EWf 4-9"	Insufficient	A	Add EWf & level
Use Zone		Good		
Structural Stability		Good		

## AREA #2 CONDITION REPORT

			Hazard Priority	Recommendation
Freestanding Equipment			Condition	
<b>Space Shuttle Ride (#1) (GameTime)</b>			Two stops missing	Maint. Replace two stops at rail
Surfacing	EWF 1-6"	Insufficient	A	Add EWF & level
Use Zone		Good		
Structural Stability		Good		
<b>Space Shuttle Ride (#2) (GameTime)</b>			Fenced off, unable to inspect	<div style="border: 2px solid black; padding: 10px; text-align: center;"> <b>CLOSED OFF</b>   <b>REMOVE SPACE SHUTTLE</b> </div>
Surfacing	0"	No surfacing area used as garden		
Use Zone				
Structural Stability				
<b>Log Roll (#1) (GameTime)</b>			Bar slightly bent	Maint. Monitor
Surfacing	EWF 0-3"	Insufficient	A	Add EWF & level
Use Zone		Good		
Structural Stability		Good		
<b>Log Roll (#2) (GameTime)</b>			Roller bar rusting	Maint.
Surfacing	0"	No surfacing Exposed tree roots, tripping hazard	A B	<div style="border: 2px solid black; padding: 10px; text-align: center;"> <b>Close until repaired</b>             Install 9-10" of EWF            Remove roots &amp; add 9-10"            of EWF             Remove roots add 9-10"            EWF            Remove debris         </div>
Use Zone		Tree roots covering use zone	B	
		Debris in use zone	Maint.	
Structural Stability		Good		

## AREA #2 CONDITION REPORT

		Condition	Hazard Priority	Recommendation
<b>Chin Up Bars (Unknown Mfr.)</b>		Good		<b>Close chin up bars until repaired</b>
Surfacing	0"	No surfacing	A	Add 9-12" of EWF & level
		Trip hazard at tree roots	B	Cover with EWF
		Exposed footings	B	Cover with EWF
Use Zone		Tree roots in use zone	B	Remove roots & add 9-12" of EWF
		Overhanging tree branches	B	Cut back to 7ft. from unit

Structural Stability Good

**If not installing surfacing & maintaining**  
**Remove:** Log Roll #2  
Chin-Up Bars  
Overhead free standing Trapeze Rings  
Fitness Equipment

<b>8ft. Swing Set (Game Time) ***</b>		One mount turned	Maint.	Reset mount
		Sharp edges at two belt seats	B	Replace two belt seats
		Fourteen bottom "S"-Hooks worn	A	Replace (14) bottom "S"-Hooks with clevises
		Chain worn at seven belt seats	A	Replace all chain at seven belt seats
		Chain worn at one Inclusion seat	A	Replace chains at one Playcore Inclusion seat
Surfacing	EWF 8-12"	Good		
		Mats exposed - trip hazard	B	Bury/level wear mats
Use Zone		Good		<b>Close until repaired</b>
Structural Stability		Good		

\*\*\* 8 belt swing seats, chain & clevises installed 5/11/19

<b>Freestanding Trapeze Rings (GameT</b>		Good		<b>Maintain area or</b>
Surfacing	0"	No surfacing	A	<b>REMOVE RINGS</b>
Use Zone		Overgrown with weeds & brush	A	Remove all weeds & add 9-12" EWF
Structural Stability		Good		

## AREA #2 CONDITION REPORT

			Condition	Hazard Priority	Recommendation
<b>Fitness Equipment</b>					
Leg Lift			Good		
Push up bars			Good		
Dip Bench			Good		
Surfacing	0"		No surfacing	A	Add 9-12" of EWF
Use Zone			No use zone	B	Create 6ft. use zone around all equipment & add 9-12" EWF
Structural Stability			Good		

### Notes:

It is the playground owner's responsibility to maintain the test results for the safety surfacing showing that the depth is appropriate for the fall height of the equipment in the playground.




**Hazard and Maintenance Pictures**  
**Area #2**

**Composite Structure**

**Spiral Slide - Crack in bed way - CLASS B HAZARD**



**Stairs - One stair cracked at joint - MAINTENANCE**



**Suspension Bridge - Bridge worn/chain worn, boards cracking/ chain pulling through steel -  
CLASS A HAZARD**







**Wild Goose Trapeze Rings - Ten hangers worn - MAINTENANCE**







**Double Trapeze Rings - Twelve hangers worn - CLASS B HAZARD**





**Funnel Bridge Link - Multiple cracks at joints - MAINTENANCE**




**Pipe Barriers - One crack in pipe - CLASS B HAZARD**





**Pipe Barriers - One barrier loose at Spiral Slide - MAINTENANCE**



**Decks - Decks wearing - MAINTENANCE**




**Decks - Hole wearing in deck, cracked with sharp edges by Tic Tac Toe panel -**

**CLASS B HAZAR**





**Freestanding Equipment**  
**Space Shuttle #1 - Two stops missing - MAINTENANCE**





**Space Shuttle Ridge #2 (GameTime) - Fenced off, unable to inspect**



**Surfacing - Area used as a garden, no surfacing - CLASS A HAZARD**



**Log Roll #1 - Bar slightly bent - MAINTENANCE**





**Log Roll #2 - Roller bar rusting - MAINTENANCE**



**Surfacing - No surfacing under Log Roll - CLASS A HAZARD**



**Surfacing - Exposed tree roots, tripping hazard - CLASS B HAZARD**





**Use Zone - Tree roots covering use zone - CLASS B HAZARD**



**Use Zone - Debris in use zone - MAINTENANCE**



**Chin Up Bars - No surfacing - CLASS A HAZARD**



**Surfacing - Exposed tree roots - CLASS B HAZARD**  
**Exposed footings - CLASS B HAZARD**



**Use Zone - Tree roots in use zone - CLASS B HAZARD**






**Use Zone - Overhanging branches - MAINTENANCE**



**8ft. Swing Set (GT) - One mount turned - MAINTENANCE**

**Swing repairs done 5/11/19. See condition report.**





**8ft. Swing Set (GT) - Sharp edge at two belt seats - CLASS B HAZARD**







**8ft. Swing Set (GT) - Fourteen bottom "S" - Hooks worn - CLASS A HAZARD**





**8ft. Swing Set (GameTime) - Chain worn at seven belt seats - CLASS A HAZARD**





**8ft. Swing Set (GT) - Chain worn at one Inclusion seat - CLASS A HAZARD**







**Surfacing - Wear mats exposed, tripping hazard - CLASS B HAZARD**



**Freestanding Equipment  
Trapeze Rings - No surfacing - CLASS A HAZARD**





**Surfacing - Overgrown with weeds & brush - MAINTENANCE**



**Fitness Equipment - No surfacing - CLASS A HAZARD**



**Use Zone - No use zone - CLASS B HAZARD**





## Environment

### Drainage Problems - Some washout of EWF - MAINTENANCE

